

# FINANCIAL AID REPORT FY2011

December 2011



*Maine's  
Public  
Universities*

---

UNIVERSITY OF MAINE SYSTEM

# STUDENT FINANCIAL AID

## FY2011 REPORT

### TABLE OF CONTENTS

	<b>PAGE</b>
<b>EXECUTIVE SUMMARY</b>	1 - 2
<b>OVERVIEW:</b>	
Financial Aid by Type	3
Financial Aid by Source	3
Scholarships, Waivers & Grants	4
Federal College Work-Study Program	5
Loan Programs	6
<b>COST OF EDUCATION:</b>	
Undergraduate, In-State, On-Campus Students	7
<b>FAMILY INCOME</b>	8
<b>HISTORICAL DATA:</b>	
Financial Aid by Source of Funding	9
Financial Aid by University	9
Unduplicated Aid Recipients and Average Aid Awarded	10
Summary of Unrestricted E&G Tuition Waivers	10
Summary of Unrestricted E&G Tuition Waivers by University	10
Summary of Unrestricted E&G Tuition Waiver Recipients by University	11
Subsidized & Unsubsidized Loans by University	11
<b>DESCRIPTION OF THE STUDENT AID PROGRAMS:</b>	
Federal Programs	12-13
State Programs	13
University Programs	13-14

## EXECUTIVE SUMMARY

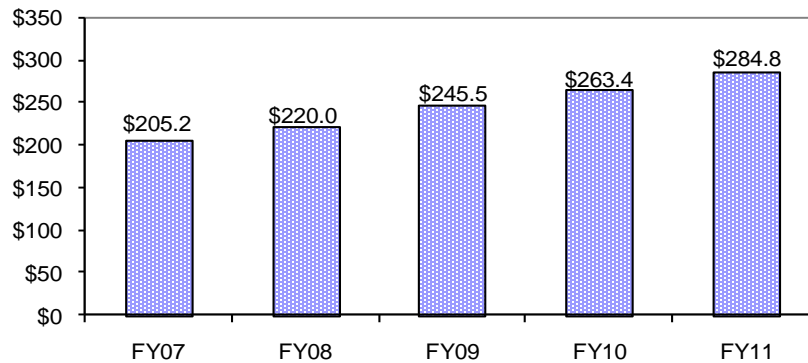
### Historical Perspective



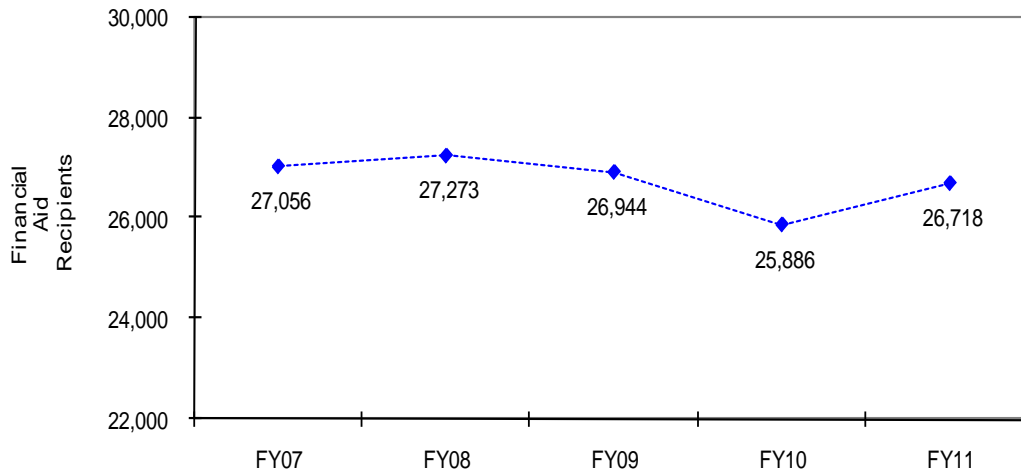
**THE TOTAL FINANCIAL AID FOR FY11 WAS \$284.8 MILLION, REFLECTING AN INCREASE OF \$21.4 MILLION WHEN COMPARED TO LAST YEAR. THE AMOUNTS AWARDED FOR SCHOLARSHIPS, GRANTS, AND WAIVERS INCREASED BY \$10.9 MILLION. EDUCATIONAL LOANS INCREASED BY \$10.2 MILLION AND WORK STUDY WAGES PAID TO STUDENTS INCREASED \$0.3 MILLION.**

TOTAL FINANCIAL AID

(Dollars in Millions)

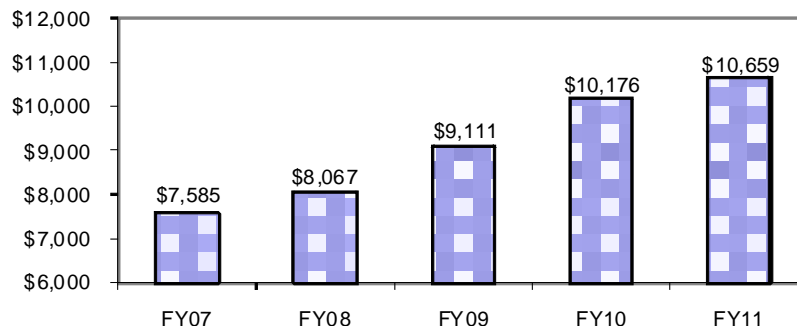


**THE TOTAL NUMBER OF STUDENTS RECEIVING AID INCREASED FOR FY11. (includes recipients of unsubsidized federal loans)**



**NOT ONLY DID MORE STUDENTS RECEIVE FINANCIAL ASSISTANCE, BUT THE AVERAGE AMOUNT RECEIVED PER STUDENT INCREASED.**

AVERAGE AWARD




## EXECUTIVE SUMMARY

### The FY11 Perspective

**Total Aid - \$284.8 million**

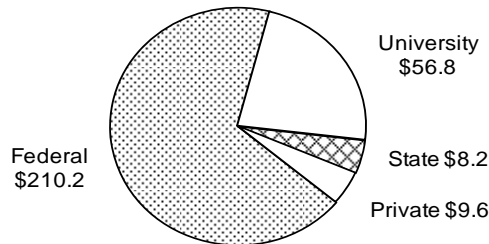
The total financial aid received by University students from all sources totaled \$284.8 million.



**Source of Aid**

Students at the University of Maine System receive financial assistance from four major sources: Federal (74%), University (20%), Private (3%), and State (3%).

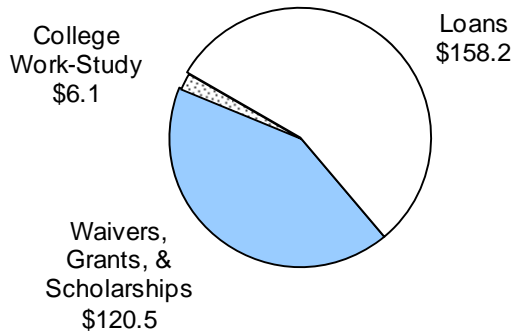
**TOTAL AID - \$284.8 million**



**Types of Aid**

Financial aid funds were distributed to students in the form of Loans (56%), Waivers/Grants/Scholarships (42%), and College Work-Study (2%).

**By Type**



## OVERVIEW

### Financial Aid By Type (\$ in Millions)

	<u>FY07</u>		<u>FY08</u>		<u>FY09</u>		<u>FY10</u>		<u>FY11</u>		<u>4-Year Change</u>
College Work-Study	\$5.9	3%	\$6.5	3%	\$6.2	3%	\$5.8	2%	\$6.1	2%	3%
Scholarships/Waivers/Grants	90.5	44%	98.0	44%	104.5	42%	109.6	42%	120.5	42%	33%
Loans	108.8	53%	115.5	53%	134.8	55%	148.0	56%	158.2	56%	45%
Totals	<u>\$205.2</u>	<u>100%</u>	<u>\$220.0</u>	<u>100%</u>	<u>\$245.5</u>	<u>100%</u>	<u>\$263.4</u>	<u>100%</u>	<u>\$284.8</u>	<u>100%</u>	39%

### Financial Aid By Source (\$ in Millions)

	<u>FY07</u>		<u>FY08</u>		<u>FY09</u>		<u>FY10</u>		<u>FY11</u>		<u>4-Year Change</u>
Federal	\$139.4	68%	\$149.4	68%	\$175.2	71%	\$198.2	75%	\$210.2	74%	51%
University	46.9	23%	49.2	22%	46.8	19%	48.1	18%	56.8	20%	21%
State	9.4	4%	10.9	5%	10.0	4%	8.3	3%	8.2	3%	-13%
Private	9.5	5%	10.5	5%	13.5	6%	8.8	4%	9.6	3%	1%
Totals	<u>\$205.2</u>	<u>100%</u>	<u>\$220.0</u>	<u>100%</u>	<u>\$245.5</u>	<u>100%</u>	<u>\$263.4</u>	<u>100%</u>	<u>\$284.8</u>	<u>100%</u>	39%

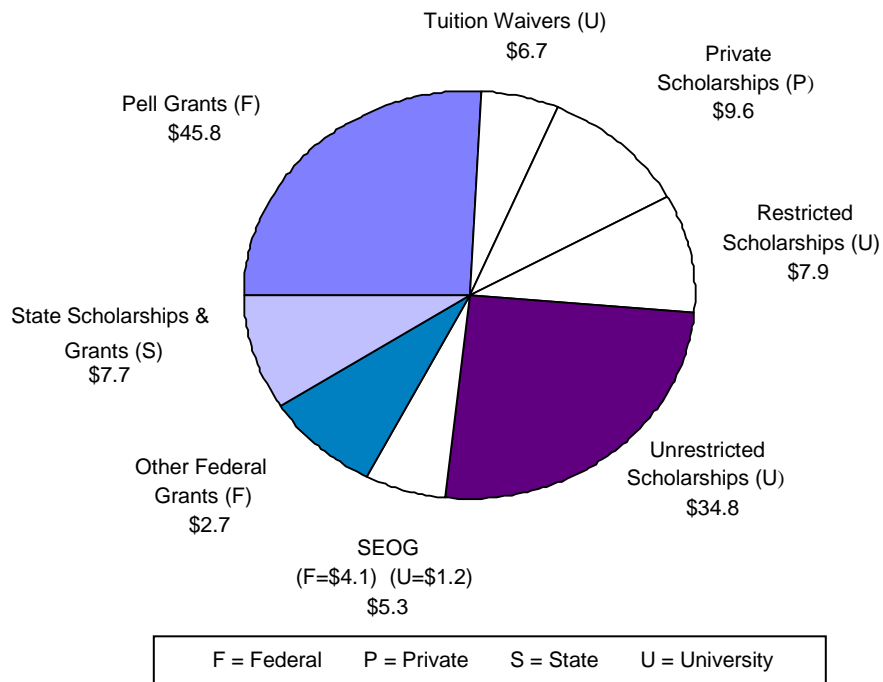
## OVERVIEW

### Scholarships, Waivers, & Grants

Scholarship, grant, and waiver programs totaled \$120.5 million in FY11. These programs include Federal, Private, State and University funds that are awarded to students and do not need to be repaid. Pell Grants and Supplemental Educational Opportunity Grants are need based programs that are funded primarily by the federal government with the University providing matching funds. UMS Restricted and Unrestricted Scholarships may be awarded based on merit, need, diversity, or donor-specified criteria. The UMS tuition waivers are of an entitlement nature for students who meet specific eligibility criteria (such as North American Indian).

The Description of Student Aid Programs section of this report provides an explanation of the types of scholarship, grant, and waiver programs available at the University.

### Scholarships/Waivers/Grants \$120.5 million

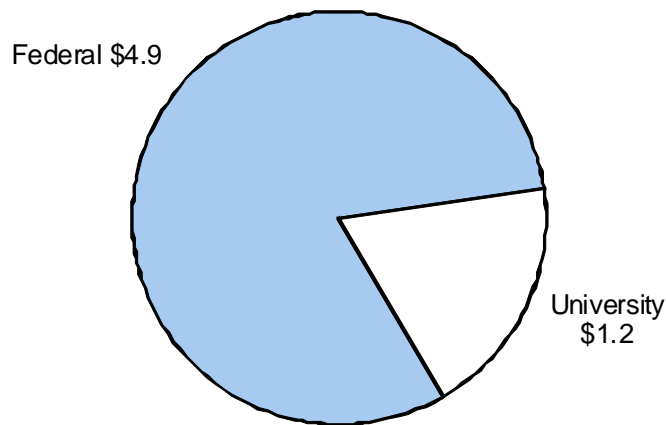


## OVERVIEW

### Federal College Work-Study Program

Students provide a wide range of valuable services for the University and various off-campus agencies as employees. Wherever possible, the jobs performed by students are designed to reinforce the students' educational programs. Students received a total of \$6.1 million under the Federal College Work-Study program which is funded by both the Federal Government (\$4.9 million) and the University (\$1.2 million). The Federal College Work-Study Program is considered part of the "self-help" component of a student's financial aid package.

**Federal College Work-Study Program Funding  
\$6.1 million**



## OVERVIEW


### Loan Programs

Of the FY11 \$284.8 million in financial aid funds, \$158.2 million (56%) was in the form of loans. Although the vast majority of the funding for educational loans is backed by the federal government, some funding is provided by the State of Maine and the University.

Of the \$158.2 million in educational loans, \$4.6 million was awarded for Perkins Loans. Although this is a Federal program, the University administers and contributes to this program making it the major University loan program. In recent years new federal contributions to the Perkins Loan program have diminished. Currently, the primary source of funding for this program is the repayment of loans by former students who borrowed under the program. Perkins Loans levels prior to FY09 reflect increased loan consolidations (replace multiple loans with a single loan) resulting in an influx of cash available to be loaned. As consolidation decreased, the funds available for loans were drastically reduced during FY09 and FY10. Loan levels returned to normal in FY11.

The University also administers and contributes to the federal Nursing Student Loan Program which awarded \$0.4 million to students in FY11. Institutional loans are also available to students meeting certain criterion. The Educators for Maine Program, administered by the Finance Authority of Maine, awarded loans totaling \$0.5 million to UMS students.

Students received \$152.7 million through the William D. Ford Federal Direct Loan Program (Direct). This program consists of Subsidized Loans (\$72.2 million), Unsubsidized Loans (\$62.3 million), and Parent Loans to Undergraduate Students (PLUS-\$18.2 million). The Direct Loan Program is administered by the Federal government in a cooperative effort with Higher Education Institutions. The Federal government is the source of capital for these loans. It should be noted that beginning with FY09, all students were eligible for an additional \$2,000 Unsubsidized Stafford Loan which resulted in a significant increase in Unsubsidized Loans.





## COST OF EDUCATION

### Undergraduate, In-State, On-Campus Student

In order to meet the unique cost of an individual student, the Financial Aid Offices at each university have developed student budgets that are tailored to the economic characteristics of that university and the local economy. Student budgets are developed for both undergraduate and graduate students. In addition, strict Federal guidelines are followed in determining eligibility for Federal student aid.

On average for FY11 for undergraduate, in-state students, family contributions account for 38% of the Student Aid Package. Need-based loans covered 20%; restricted and unrestricted scholarships/grants/waivers paid for 24%; outside scholarships and assistance programs paid for 10%, and the federal college work-study program covered the remaining 8% of the costs. It should be noted that the family contributions may well include additional loan sources requiring the student and/or parent to begin repaying the loan immediately.

#### Average Undergraduate Student Budget

	<u>FY07</u>		<u>FY08</u>		<u>FY09</u>		<u>FY10</u>		<u>FY11</u>	
Tuition & Fees	\$6,429	39%	\$7,102	39%	\$7,822	40%	\$8,289	41%	\$8,675	41%
Room & Board	6,884	41%	7,297	41%	7,776	40%	8,142	40%	8,497	40%
Transportation	1,018	6%	1,187	7%	1,323	7%	1,338	7%	1,352	7%
Books/Supplies	790	5%	917	5%	946	5%	1,028	5%	1,034	5%
Misc.	<u>1,451</u>	<u>9%</u>	<u>1,488</u>	<u>8%</u>	<u>1,512</u>	<u>8%</u>	<u>1,532</u>	<u>7%</u>	<u>1,556</u>	<u>7%</u>
<b>Total</b>	<b>\$16,572</b>	<b>100%</b>	<b>\$17,991</b>	<b>100%</b>	<b>\$19,379</b>	<b>100%</b>	<b>\$20,329</b>	<b>100%</b>	<b>\$21,114</b>	<b>100%</b>

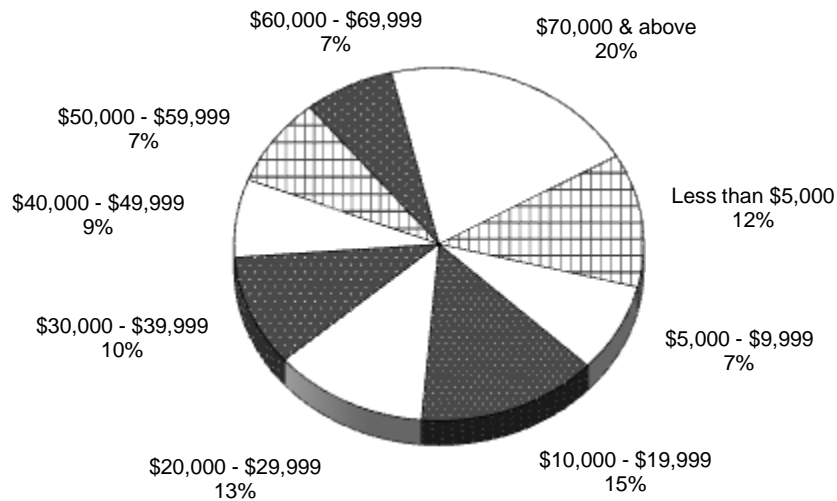
#### Average Student Aid Package

	<u>FY07</u>		<u>FY08</u>		<u>FY09</u>		<u>FY10</u>		<u>FY11</u>	
Family Contribution	\$5,016	31%	\$5,710	32%	\$7,092	37%	\$7,849	39%	\$8,091	38%
Work-Study	1,550	9%	1,618	9%	1,603	8%	1,597	8%	1,605	8%
Scholarship/Grant/Waiver	3,372	20%	3,664	20%	3,985	21%	4,827	24%	5,072	24%
Need-Based Loans	3,755	23%	4,073	23%	3,940	20%	3,929	19%	4,120	20%
Outside Sources	<u>2,879</u>	<u>17%</u>	<u>2,926</u>	<u>16%</u>	<u>2,759</u>	<u>14%</u>	<u>2,127</u>	<u>10%</u>	<u>2,226</u>	<u>10%</u>
<b>Total</b>	<b>\$16,572</b>	<b>100%</b>	<b>\$17,991</b>	<b>100%</b>	<b>\$19,379</b>	<b>100%</b>	<b>\$20,329</b>	<b>100%</b>	<b>\$21,114</b>	<b>100%</b>

### Family Income Levels of In-State, Undergraduate, Need-Based Federal Aid Recipients

Approximately 16,400 in-state, undergraduate students received some form of need-based Federal financial aid during FY11. For the purpose of calculating financial need, these students were classified as either dependent (rely on parental support) or independent (do not rely on parental support). The dependent students' family income levels and the independent students' income levels for those in-state, undergraduate students who received need-based Federal aid are shown below. As indicated, 47% of the families/students earned less than \$30,000, and 73% earned less than \$60,000.

#### Income Levels for FY11 In-State, Undergraduate, Need-Based Federal Aid Recipients (Dependent & Independent Students)



FY11 In-State, Undergraduate, Need-Based Federal Aid Recipients			
INCOME LEVELS	DEPENDENT STUDENTS	INDEPENDENT STUDENTS	DEPENDENT & INDEPENDENT STUDENTS
Less than \$5,000	3%	24%	12%
\$ 5,000 - \$ 9,999	3%	14%	7%
\$10,000 - \$19,999	7%	25%	15%
\$20,000 - \$29,999	10%	16%	13%
\$30,000 - \$39,999	11%	9%	10%
\$40,000 - \$49,999	12%	5%	9%
\$50,000 - \$59,999	11%	3%	7%
\$60,000 - \$69,999	10%	2%	7%
Over \$70,000	33%	2%	20%
	100%	100%	100%
	57%	96%	73%
	23%	79%	47%



## HISTORICAL DATA

### Unduplicated Student Aid Recipients and Average Aid per Recipient

	FY07		FY08		FY09		FY10		FY11	
	# Recipients	Average Aid	# Recipients	Average Aid	# Recipients	Average Aid	# Recipients	Average Aid	# Recipients	Average Aid
UM	9,513	\$9,216	10,012	\$9,579	9,745	\$10,970	9,761	\$10,976	9,495	\$11,840
UMA	4,405	\$5,217	4,268	\$5,611	4,236	\$6,267	4,522	\$7,110	4,939	\$7,340
UMF	2,290	\$7,894	2,251	\$8,223	1,974	\$10,122	1,933	\$11,538	2,030	\$11,801
UMFK	648	\$7,213	723	\$6,740	685	\$7,536	664	\$8,382	733	\$8,675
UMM	644	\$6,709	629	\$7,396	643	\$8,486	680	\$9,496	703	\$10,255
UMPI	1,139	\$6,703	1,002	\$7,398	992	\$7,634	1,021	\$8,628	1,098	\$8,959
USM	8,417	\$7,112	8,388	\$7,714	8,669	\$8,520	7,305	\$11,089	7,720	\$11,497
<b>TOTALS</b>	<b>27,056</b>	<b>\$7,585</b>	<b>27,273</b>	<b>\$8,067</b>	<b>26,944</b>	<b>\$9,111</b>	<b>25,886</b>	<b>\$10,176</b>	<b>26,718</b>	<b>\$10,659</b>

### Summary of Unrestricted E&G Tuition Waivers

	FY07	FY08	FY09	FY10	FY11
FireFighters/Law Enforcement	\$0	\$0	\$0	\$4,800	\$0
Foster Care	152,113	177,056	261,767	244,105	302,945
High School	657,131	836,994 <sup>1</sup>	388,065	369,071	341,689
North American Indian*	2,646,805	2,815,430	3,249,128	4,036,575	4,455,886
Senior Citizens	122,026	162,185	230,667	286,385	252,702
Veteran's Dependent	1,391,410	1,479,560	1,456,882	1,382,035	1,390,689
<b>TOTALS</b>	<b>\$4,969,485</b>	<b>\$5,471,225</b>	<b>\$5,586,509</b>	<b>\$6,322,971</b>	<b>\$6,743,911</b>

<sup>1</sup> Includes ACE Mitchell Program

### Summary of FY11 Unrestricted E&G Tuition Waivers By University

	UM	UMA	UMF	UMFK	UMM	UMPI	USM	Total
Firegithters/Law Enforcem	\$0	\$0	\$0	\$0	\$0	\$0	\$0	\$0
Foster Care	88,911	5,200	79,316	14,559	36,468	22,155	56,336	302,945
High School	121,424	47,106	8,364	29,173	\$16,705	36,092	82,825	341,689
North American Indian*	2,233,485	515,430	90,081	80,529	160,699	306,767	1,068,895	4,455,886
Senior Citizens	76,192	52,013	18,216	16,040	21,113	4,839	64,289	252,702
Veteran's Dependent	624,888	262,461	43,894	56,016	28,075	42,560	332,795	1,390,689
<b>TOTAL</b>	<b>\$3,144,900</b>	<b>\$882,210</b>	<b>\$239,871</b>	<b>\$196,317</b>	<b>\$263,060</b>	<b>\$412,413</b>	<b>\$1,605,140</b>	<b>\$6,743,911</b>

\*NOTE: In addition to the North American Indian Waiver Program, universities also provide room and board for eligible North American Indians who live on campus. In FY2011, room and board scholarships to these students totaled \$1,081,035.

## HISTORICAL DATA

### Summary of FY11 Unrestricted E&G Tuition Waiver Recipients By University

	<u>UM</u>	<u>UMA</u>	<u>UMF</u>	<u>UMFK</u>	<u>UMM</u>	<u>UMPI</u>	<u>USM</u>	<u>Total</u>
Firefighters/Law Enforcement	-	-	-	-	-	-	-	-
Foster Care	14	1	10	3	7	4	10	49
High School	226	98	10	72	43	76	172	697
North American Indian*	230	146	14	34	44	81	159	708
Senior Citizens	68	48	8	7	22	5	47	205
Veteran's Dependent	73	68	6	14	12	14	49	236
<b>TOTAL</b>	<b>611</b>	<b>361</b>	<b>48</b>	<b>130</b>	<b>128</b>	<b>180</b>	<b>437</b>	<b>1,895</b>

\*In addition to the North American Indian Waiver Program, universities also provided room and board for eligible North American Indian students as follows:

	<u>UM</u>	<u>UMA</u>	<u>UMF</u>	<u>UMFK</u>	<u>UMM</u>	<u>UMPI</u>	<u>USM</u>	<u>Total</u>
Room & Board Scholarship	\$752,332	-	\$45,235	\$23,283	\$22,062	\$47,894	\$190,229	\$1,081,035
# of Recipients	110	-	7	5	7	12	36	177

### Subsidized & Unsubsidized Loans by University

(Excludes PLUS Loans)

(\$ in Millions)

	<u>FY07</u>		<u>FY08</u>		<u>FY09<sup>1</sup></u>		<u>FY10</u>		<u>FY11<sup>2</sup></u>	
	<u># of loans</u>	<u>\$</u>	<u># of loans</u>	<u>\$</u>	<u># of loans</u>	<u>\$</u>	<u># of loans</u>	<u>\$</u>	<u># of loans</u>	<u>\$</u>
UM	8,664	\$33.2	8,655	\$36.0	12,133	\$46.0	12,079	\$48.2	11,559	\$47.7
UMA	3,805	10.8	3,621	11.5	4,099	13.7	5,505	16.1	5,283	17.8
UMF	2,041	6.8	1,973	7.4	2,438	9.4	2,855	10.8	3,043	11.1
UMFK	517	1.6	539	1.9	581	2.2	720	2.5	797	2.9
UMM	440	1.4	422	1.5	555	2.0	654	2.4	707	2.7
UMPI	932	2.7	814	2.5	822	2.7	1,015	3.3	1,150	3.7
USM	7,297	30.8	7,398	33.7	8,457	40.2	11,960	46.4	10,065	48.6
<b>TOTALS</b>	<b>23,696</b>	<b>\$87.3</b>	<b>23,422</b>	<b>\$94.5</b>	<b>29,085</b>	<b>\$116.2</b>	<b>34,788</b>	<b>\$129.7</b>	<b>32,604</b>	<b>\$134.5</b>

<sup>1</sup>Beginning with FY09, all students were eligible for an additional \$2,000 unsubsidized loan.

<sup>2</sup>As a result of the *Health Care and Education Reconciliation Act of 2010*, after June 30, 2010, no new loans will be made under the FFEL Program. Therefore, beginning July 1, 2010, all new Stafford, PLUS, and Consolidation Loans made to borrowers can only be made under the William D. Ford Federal Direct Loan (Direct Loan) Program.

NOTE: A student may receive both a subsidized and unsubsidized loan; therefore, the total number of loans does not represent an unduplicated recipient count.

## DESCRIPTION OF STUDENT AID PROGRAMS

### FEDERAL PROGRAMS

**Federal Pell Grant** -The Pell Grant is the basic program of federal grant assistance to undergraduate students of exceptional financial need. Administration is federally based. Grant amounts vary according to institutional costs, number of credits taken, and individual eligibility determinations. This is an "entitlement" program (funding is guaranteed to eligible students). The maximum Pell Grant allowable for FY11 was \$5,550. **NOTE: The Higher Education Opportunity Act amended the Higher Education Act of 1965 (HEA) to require that a student, who meets certain requirements, would receive up to two Federal Pell Grant Scheduled Awards in a single award year for the 2009-10 and 2010-11 award years; therefore, the maximum award for those students was \$11,100 for FY11.**

**Federal Supplemental Educational Opportunity Grants** - SEOG is a program of grant assistance for undergraduate students of financial need. Administration is institutionally based. Funding prior to FY90 was totally federal. In FY90, a 5% institutional match was required. In FY91, the match increased to 10%. In FY92 and FY93, the match increased to 15%. In FY94 and subsequent years, the match has increased to 25%. Federal funding is dependent upon an institutional application to the Department of Education.

**Federal Work-Study** - FWS is a program to provide employment to students with financial need. Jobs may be on-campus or with off-campus public or private not-for-profit agencies. To the maximum extent possible, jobs should complement and reinforce the student's educational program. Administration is institutionally based. Prior to FY90, the employing institution or agency paid at least twenty percent of the student wages and the federal government paid the remainder. For FY90, the match increased to 25% and in FY91, FY92, and FY93, the minimum match was 30%. For FY94 and subsequent years, the minimum match decreased to 25%. Federal funding is dependent upon an institutional application to the Department of Education.

**Federal Perkins Loan Program** - The Perkins Loan Program is a joint federal/institutional loan program for undergraduate or graduate students with financial need. Both interest and principal repayments are deferred during time of attendance. The annual interest rate is 5%, and repayment begins nine months after graduation or last attendance. Certain cancellation benefits exist. Administration is institutionally based. The institution's match prior to FY94 was at least one-ninth of the federal allocation. In FY94, the minimum match increased to three-seventeenths and in subsequent years, it increased to one-third of new Federal Capital Contributions. Federal funding requires an institutional application to the Department of Education.

**Nursing Student Loans** - The Nursing Student Loan Program is similar to the Perkins Loan Program except that only nursing students are eligible borrowers. Administration is institutionally based.

**Federal Direct Student Loan Program** - This program was initially authorized by the Higher Education Amendments of 1992. The program is the same as the FFEL Program, except the source of capital comes from the Federal Government instead of financial institutions. The primary objective of the Direct Loan program is simplification, reduced costs, and improved repayment of the loans by having a coordinated effort between students, institutions, and the U.S. Department of Education. Institutions apply to the federal government in order to participate in this program. **NOTE: As a result of the Health Care and Education Reconciliation Act of 2010, after June 30, 2010, no new loans will be made under the FFEL Program. Therefore, beginning July 1, 2010, all new Stafford, PLUS, and Consolidation Loans made to borrowers can only be made under the William D. Ford Federal Direct Loan (Direct Loan) Program.**

**Academic Competitiveness Grant (ACG)** - This program is available to first-year students (eligible to receive up to \$750) and second-year students (eligible to receive up to \$1,300) who are Federal Pell Grant eligible. Students must be enrolled full-time and have completed a rigorous secondary school program of study. If you are a second-year student, you must also have had at least a cumulative 3.0 grade point average on a 4.0 scale for the first academic year.

## DESCRIPTION OF STUDENT AID PROGRAMS

### FEDERAL PROGRAMS Cont'd

#### **National Science and Mathematics Access to Retain Talent Grant (National SMART Grant)** -

This program is available to third- and fourth-year undergraduate students (eligible to receive up to \$4,000 each year) who are Federal Pell Grant eligible. Students must be enrolled full-time pursuing a major in physical, life or computer sciences, mathematics, technology, engineering, or a critical foreign language. Student must also have at least a cumulative 3.0 grade point average on a 4.0 scale.

### STATE PROGRAMS

**State of Maine Grant Programs** - The State of Maine Grant Programs are designed to promote an educational opportunity for Maine students attending postsecondary institutions. The program is administered by the Maine Education Assistance Division under FAME (Finance Authority of Maine). Determination of awards to students is based on rules and regulations established by the State that have been adapted to include applicable Federal guidelines. The maximum individual grant for FY11 was \$1,000.

**Educators for Maine Program** – Formerly known as the Teachers for Maine Program and the Blaine House Scholars Program, the Educators for Maine Program is designed to provide low interest loans to Maine students who intend to teach in Maine. These loans may be forgiven by teaching in a Maine public elementary or secondary school upon graduation. If the loan recipient does not meet the service requirements, however, the loan must be repaid with interest. The program is administered by the Education Division of FAME (Finance Authority of Maine).

**Quality Child Care Education Scholarship** - A need-based scholarship to support childcare professionals pursuing professional development at the post secondary level. The program is administered by FAME (Finance Authority of Maine).

**Racino Scholarship Program** – Two percent of the net slot machine income will be credited to the UMS scholarship fund which will be used for Maine residents who demonstrate financial need.

### UNIVERSITY PROGRAMS

**University Scholarships** - All scholarships funded from unrestricted revenues (excluding North American Indian Scholarships) are used to provide aid to students in need of financial assistance or in recognition of talent and/or academic excellence.

**North American Indian Scholarships** - Since the Spring Semester of 1972, the University has subsidized room and board charges for eligible North American Indians living in University residence halls. The Wabanaki Center, located at UM, certifies eligibility

**Restricted Scholarships** - These scholarships are restricted by the donor and can be need-based or non-need-based. They are funded from income earned by the University endowment fund or other restricted sources and do not represent an expense to the E & G budget.

## DESCRIPTION OF STUDENT AID PROGRAMS

### UNIVERSITY PROGRAMS Cont'd

**Loan Program** - The University maintains a number of loan programs which include funds established by individual contributors as well as the Perkins Loan Program (see comments under Federal Programs). Loans are made to students based on the restrictions established by the source of capital for the program. The loan programs are a continuing source of aid to students based on a revolving fund basis, e.g., as funds are repaid by students, new loans are made.

**Exchange Programs** – Various exchange programs exist at the institutions.

**Faculty Children Tuition Program** -- The University has had a Board-approved reciprocal agreement with certain New England universities since 1964, which permits acceptance of eligible students at in-state rates. Children of UM faculty are eligible to apply for in-state admission to URI and UCONN.

**Graduate Assistant Tuition Program** -- In recognition of the desirability of attracting outstanding graduate students (in-state and out-of-state) to the University of Maine System, the System has a graduate assistant tuition assistance program whereby selected graduate students are provided free tuition.

NOTE: The following are considered as part of an employee's "benefit" package and, therefore, are not included in this financial aid report but it should be noted that tuition is waived for employees and their dependents as follows:

**Employee Tuition Benefit** -- The Board of Trustees encourages employee participation in educational programs by authorizing a waiver of tuition charges. Generally, employees may be eligible to take up to two (2) courses per semester not to exceed four (4) credit hours per course. Such courses shall be contingent on the availability of space. Also, each university shall designate those non-credit courses to which waivers will not apply. Permission from the employee's supervisor is required for any course scheduled during normal working hours; such absences must be made up.

**Dependent Tuition Benefit** -- The spouse, domestic partner or dependent children of full-time regular University employees are eligible for a waiver of one-half tuition, provided that the spouse, domestic partner or child is attending a university of the University of Maine System as a full-time student or as a part-time student who is matriculated. The spouse, domestic partner or dependent children of part-time regular employees and eligible part-time faculty are eligible for a waiver of one-fourth tuition, provided that the spouse, domestic partner or child is attending a campus of the University of Maine System as a full-time student or as a part-time student who is matriculated.

**Tuition Waivers** - Waivers generally are of an entitlement nature for students that meet specific eligibility requirements. Four waiver programs are controlled by State of Maine Law: *Veteran's Dependent, Tuition Waiver for Children of Firefighters and Law Enforcement Officers Killed in the Line of Duty, Tuition Waiver for Persons Residing in Foster Care and High School Aspirations Incentive Program*. The UMS Board of Trustees controls the following waivers:

SENIOR CITIZENS WAIVER  
NORTH AMERICAN INDIAN WAIVER

UMS HIGH SCHOOL WAIVER  
USS MAINE COMMEMORATIVE TUITION WAIVER PROGRAM

For Tuition Waiver descriptions, go to <http://www.maine.edu/pdf/IX-GTuitionWaiversJuly2007.pdf>