



University of Maine System

2016-17 Degrees Conferred Report

Robert Zuercher – Senior Institutional Research & Planning Analyst
January 8, 2018

2016-17 Degrees Conferred Report – The University of Maine System

INTRODUCTION

The following report provides summary information on degrees conferred at the University of Maine System for the 2016-17 academic year. The notes below apply to all of the tables and charts contained within this report, unless otherwise noted:

1. Data for past years may differ from previous reports due to changes in the segregation of data by degree level and discipline. The current report follows the classification standards outlined by the National Center for Education Statistics (IPEDS).
2. The 2016-17 academic year for degrees conferred is July 1, 2016 to June 30, 2017.
3. Multiple degrees awarded to a single individual within the academic year are counted separately. Multiple degrees are based on independent courses of study (e.g., one in Business and Management and one in Foreign Languages), not multiple majors within the same degree. The figures in this report include only first majors.
4. Percentages and may not add to 100% due to rounding.
5. Certificate degrees include certificates awarded below and above the baccalaureate level.

Data Source: National Center for Education Statistics (IPEDS) <https://nces.ed.gov/ipeds/datacenter/>
Retrieved January 4, 2018

TABLE OF CONTENTS

| <u>Topic</u> | <u>Page</u> |
|--|-------------|
| Highlights | 2 |
| Degrees Conferred by Degree Level | 3 |
| 2016-17 Degrees Conferred by Campus and Gender | 4 |
| 2016-17 Degrees Conferred by Degree Level and Gender | 4 |
| 2016-17 Degrees Conferred by Discipline and Gender | 5-6 |
| 2016-17 Degrees Conferred by Discipline: Two-Year Comparison..... | 7 |
| Certificates Conferred by Discipline | 8 |
| Associate’s Degrees Conferred by Discipline..... | 9 |
| Bachelor’s Degrees Conferred by Discipline..... | 10 |
| Master’s Degrees Conferred by Discipline | 11 |
| Doctoral Degrees Conferred by Discipline..... | 12 |
| Law Degrees Conferred by Discipline | 12 |
| Degrees Conferred by Campus, Degree Level, and Gender | 13 |
| 2016-17 Degrees Conferred by Discipline, Degree Level, Campus and Gender | 14-16 |

2016-17 Degrees Conferred Report – The University of Maine System

HIGHLIGHTS

- The University of Maine System conferred 5,419 degrees in 2016-17. In the last decade, the University of Maine System has conferred 56,131 degrees.
- The University of Maine conferred 2,191 degrees in 2016-17, or 40.4% of all degrees awarded in the University of Maine System. The University of Southern Maine conferred 1,712 degrees in 2016-17, or 31.6% of all degrees awarded in the University of Maine System.
- The University of Maine System conferred 3,935 degrees at the baccalaureate level in 2016-17, or 72.6% of all degrees awarded, followed by 818 degrees conferred at the Master's level, or 15.1% of all degrees awarded.
- Women received 60.8 percent of all degrees conferred. Women earned more certificates, associate's degrees, and bachelor's degrees than men.
- The highest number of degrees conferred by discipline in 2016-17 was within Health Professions, with 905 degrees conferred, or 16.7% of all degrees awarded, followed by Education (812 degrees or 15.0% of all degrees awarded) and Business (714 degrees or 13.2% of all degrees awarded) disciplines.
- The University of Maine System conferred 164 fewer degrees in 2016-17 than in 2015-16 – a 2.9% decrease. Degrees in Education increased by 105 or 14.9% compared to the previous academic year. Degrees in Business related fields remained relatively flat compared to the previous year, gaining 3 degrees or 0.4%. The System granted 30 fewer Health Professions degrees – a decline of 3.2% compared to 2015-16.
- Certificates increased 14.9% from 262 in 2015-16 to 301 in 2016-17. In the same time period, associate's degrees conferred dropped to 217 from 256 – a decrease of 15.2%. Bachelor's degrees conferred dropped 3.0% from 4,058 in 2015-16 to 3,935 in 2016-17. Master's degrees conferred fell 2.4% from 838 in the previous academic year to 818 in 2016-17. Doctoral degrees conferred also declined since the previous academic year, from 83 to 63 – a 24.1% decrease. Law degrees remained relatively unchanged, going from 86 degrees conferred last year to 85 – a decline of 1.2%.
- The University of Maine at Presque Isle has the highest average decrease over the five years shown in degrees conferred at 14.2% followed by a decline of 9.1% at the University of Southern Maine, and a 2.6% decline at the University of Maine Farmington. The University of Maine at Fort Kent saw an average gain of 32.0% over the last five academic years, followed by the University of Maine at Machias, which saw an average increase of 19.0%, and the University of Maine, which had an average increase of 2.6%. The University of Maine at Augusta also saw a slight average increase of 0.4% from 2012-13 to 2016-17.

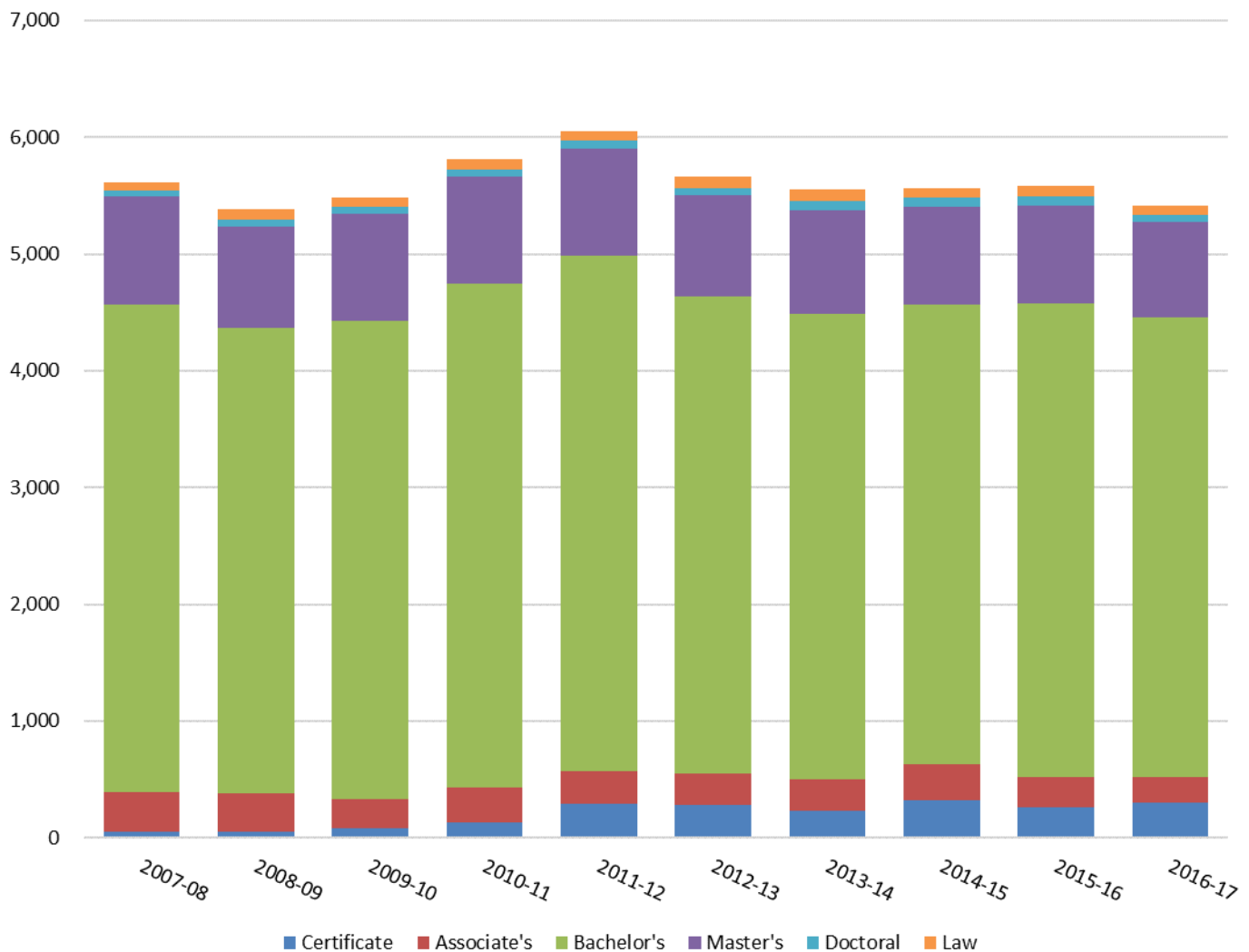
2016-17 Degrees Conferred Report – The University of Maine System

Degrees Conferred by Degree Level

| Academic Year | Certificate | | Associate's | | Bachelor's | | Master's | | Doctoral | | Law | | Total | |
|---------------|-------------|------|-------------|------|------------|-------|----------|-------|----------|------|-----|------|--------------|-------------|
| | # | % | # | % | # | % | # | % | # | % | # | % | # | % |
| 2007-08 | 56 | 1.0% | 336 | 6.0% | 4,172 | 74.3% | 927 | 16.5% | 50 | 0.9% | 72 | 1.3% | 5,613 | 100% |
| 2008-09 | 54 | 1.0% | 328 | 6.1% | 3,983 | 73.9% | 872 | 16.2% | 61 | 1.1% | 91 | 1.7% | 5,389 | 100% |
| 2009-10 | 86 | 1.6% | 246 | 4.5% | 4,099 | 74.7% | 914 | 16.7% | 56 | 1.0% | 83 | 1.5% | 5,484 | 100% |
| 2010-11 | 137 | 2.4% | 295 | 5.1% | 4,318 | 74.3% | 912 | 15.7% | 63 | 1.1% | 90 | 1.5% | 5,815 | 100% |
| 2011-12 | 288 | 4.8% | 279 | 4.6% | 4,423 | 73.1% | 911 | 15.0% | 67 | 1.1% | 86 | 1.4% | 6,054 | 100% |
| 2012-13 | 279 | 4.9% | 276 | 4.9% | 4,078 | 72.0% | 874 | 15.4% | 56 | 1.0% | 98 | 1.7% | 5,661 | 100% |
| 2013-14 | 235 | 4.2% | 268 | 4.8% | 3,987 | 71.9% | 880 | 15.9% | 83 | 1.5% | 96 | 1.7% | 5,549 | 100% |
| 2014-15 | 326 | 5.9% | 300 | 5.4% | 3,945 | 70.9% | 829 | 14.9% | 81 | 1.5% | 83 | 1.5% | 5,564 | 100% |
| 2015-16 | 262 | 4.7% | 256 | 4.6% | 4,058 | 72.7% | 838 | 15.0% | 83 | 1.5% | 86 | 1.5% | 5,583 | 100% |
| 2016-17 | 301 | 5.6% | 217 | 4.0% | 3,935 | 72.6% | 818 | 15.1% | 63 | 1.2% | 85 | 1.6% | 5,419 | 100% |

Notes: Percentages may not add to 100 percent due to rounding. Law contains the Master of Laws (L.L.M.) degree as well as the Juris Doctorate (J.D.).

Degrees Conferred by Degree Level



2016-17 Degrees Conferred Report – The University of Maine System

2016-17 Degrees Conferred by Campus and Gender

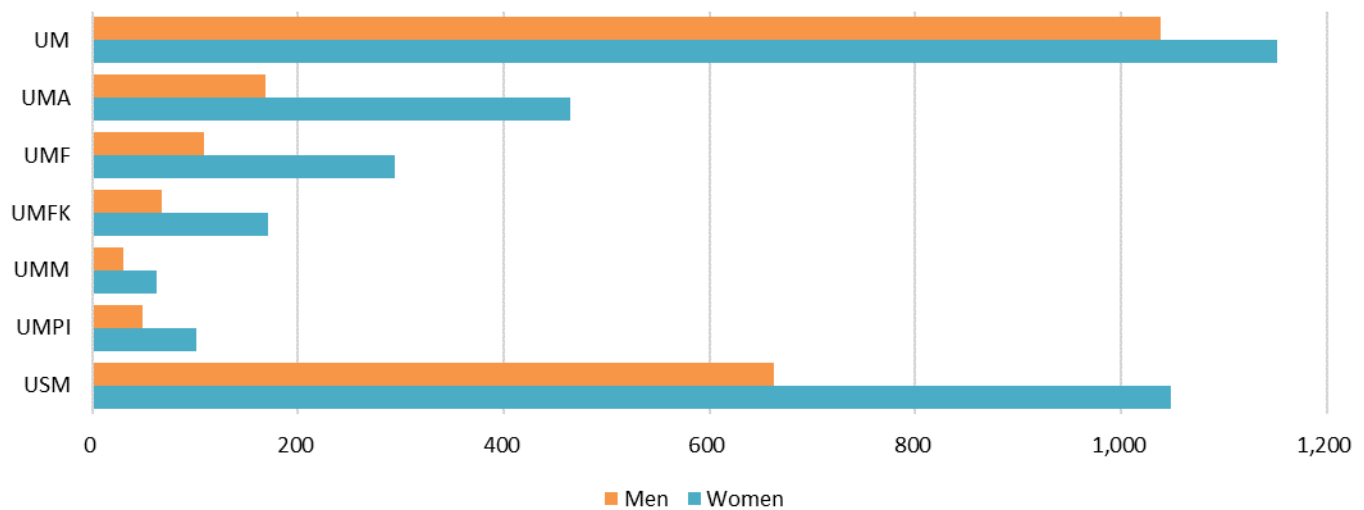
| | Men | | Women | | Total | |
|--------------|--------------|--------------|--------------|--------------|--------------|---------------|
| | # | % | # | % | # | % |
| UM | 1,039 | 47.4% | 1,152 | 52.6% | 2,191 | 40.4% |
| UMA | 168 | 26.6% | 464 | 73.4% | 632 | 11.7% |
| UMF | 108 | 26.9% | 294 | 73.1% | 402 | 7.4% |
| UMFK | 68 | 28.5% | 171 | 71.5% | 239 | 4.4% |
| UMM | 30 | 32.3% | 63 | 67.7% | 93 | 1.7% |
| UMPI | 49 | 32.7% | 101 | 67.3% | 150 | 2.8% |
| USM | 663 | 38.7% | 1,049 | 61.3% | 1,712 | 31.6% |
| Total | 2,125 | 39.2% | 3,294 | 60.8% | 5,419 | 100.0% |

2016-17 Degrees Conferred by Degree Level and Gender

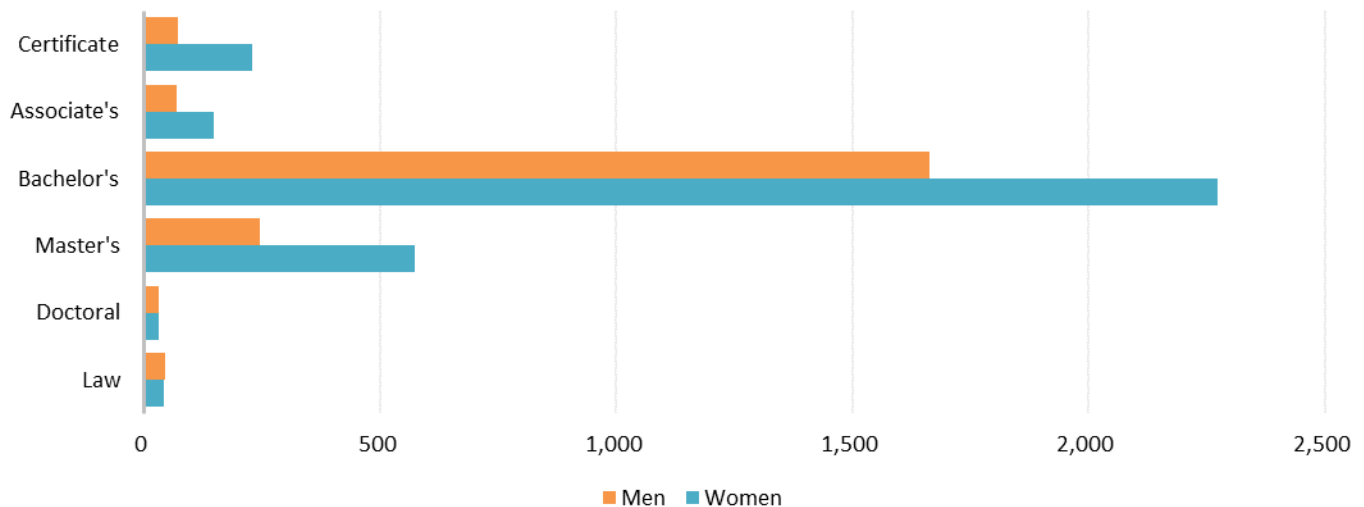
| | Men | | Women | | Total | |
|--------------------|--------------|--------------|--------------|--------------|--------------|---------------|
| | # | % | # | % | # | % |
| Certificate | 71 | 23.6% | 230 | 76.4% | 301 | 5.6% |
| Associate's | 70 | 32.3% | 147 | 67.7% | 217 | 4.0% |
| Bachelor's | 1,662 | 42.2% | 2,273 | 57.8% | 3,935 | 72.6% |
| Master's | 246 | 30.1% | 572 | 69.9% | 818 | 15.1% |
| Doctoral | 32 | 50.8% | 31 | 49.2% | 63 | 1.2% |
| Law | 44 | 51.8% | 41 | 48.2% | 85 | 1.6% |
| Total | 2,125 | 39.2% | 3,294 | 60.8% | 5,419 | 100.0% |

Note: Percentages may not add to 100 percent due to rounding.

2016-17 Degrees Conferred by Campus and Gender



2016-17 Degrees Conferred by Degree Level and Gender



2016-17 Degrees Conferred Report – The University of Maine System

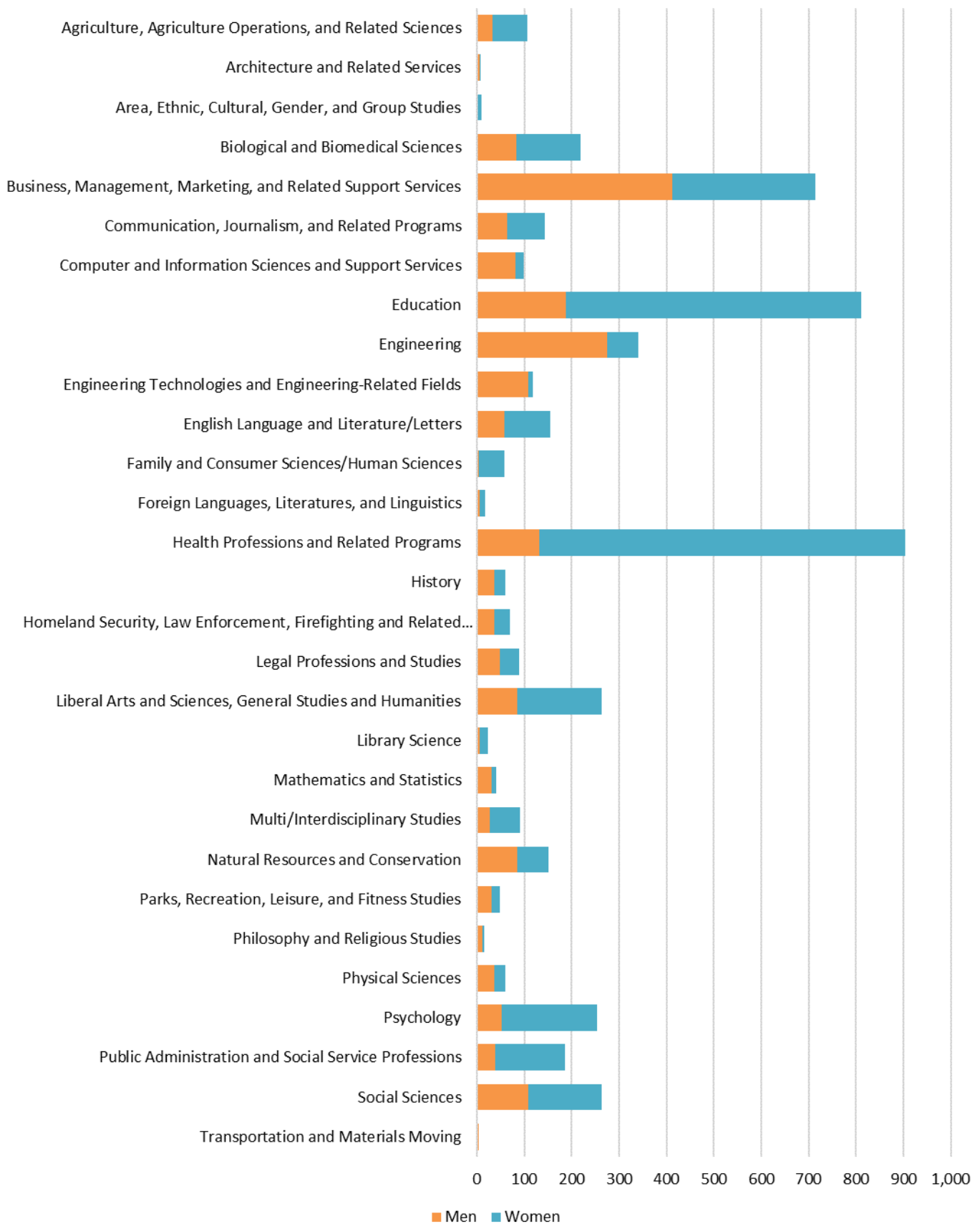
2016-17 Degrees Conferred by Discipline and Gender

| Discipline | Men | | Women | | Total | |
|--|--------------|--------------|--------------|--------------|--------------|---------------|
| | # | % | # | % | # | % |
| Agriculture, Agriculture Operations, and Related Sciences | 33 | 31.1% | 73 | 68.9% | 106 | 2.0% |
| Architecture and Related Services | 6 | 75.0% | 2 | 25.0% | 8 | 0.1% |
| Area, Ethnic, Cultural, Gender, and Group Studies | 1 | 11.1% | 8 | 88.9% | 9 | 0.2% |
| Biological and Biomedical Sciences | 84 | 38.5% | 134 | 61.5% | 218 | 4.0% |
| Business, Management, Marketing, and Related Support Services | 412 | 57.7% | 302 | 42.3% | 714 | 13.2% |
| Communication, Journalism, and Related Programs | 64 | 44.4% | 80 | 55.6% | 144 | 2.7% |
| Computer and Information Sciences and Support Services | 82 | 83.7% | 16 | 16.3% | 98 | 1.8% |
| Education | 187 | 23.0% | 625 | 77.0% | 812 | 15.0% |
| Engineering | 274 | 80.4% | 67 | 19.6% | 341 | 6.3% |
| Engineering Technologies and Engineering-Related Fields | 109 | 92.4% | 9 | 7.6% | 118 | 2.2% |
| English Language and Literature/Letters | 57 | 37.0% | 97 | 63.0% | 154 | 2.8% |
| Family and Consumer Sciences/Human Sciences | 4 | 7.0% | 53 | 93.0% | 57 | 1.1% |
| Foreign Languages, Literatures, and Linguistics | 5 | 27.8% | 13 | 72.2% | 18 | 0.3% |
| Health Professions and Related Programs | 132 | 14.6% | 773 | 85.4% | 905 | 16.7% |
| History | 36 | 61.0% | 23 | 39.0% | 59 | 1.1% |
| Homeland Security, Law Enforcement, Firefighting and Related Protective Services | 36 | 52.2% | 33 | 47.8% | 69 | 1.3% |
| Legal Professions and Studies | 48 | 53.9% | 41 | 46.1% | 89 | 1.6% |
| Liberal Arts and Sciences, General Studies and Humanities | 85 | 32.2% | 179 | 67.8% | 264 | 4.9% |
| Library Science | 6 | 25.0% | 18 | 75.0% | 24 | 0.4% |
| Mathematics and Statistics | 31 | 77.5% | 9 | 22.5% | 40 | 0.7% |
| Multi/Interdisciplinary Studies | 27 | 29.7% | 64 | 70.3% | 91 | 1.7% |
| Natural Resources and Conservation | 85 | 56.7% | 65 | 43.3% | 150 | 2.8% |
| Parks, Recreation, Leisure, and Fitness Studies | 30 | 62.5% | 18 | 37.5% | 48 | 0.9% |
| Philosophy and Religious Studies | 12 | 75.0% | 4 | 25.0% | 16 | 0.3% |
| Physical Sciences | 36 | 61.0% | 23 | 39.0% | 59 | 1.1% |
| Psychology | 53 | 20.9% | 201 | 79.1% | 254 | 4.7% |
| Public Administration and Social Service Professions | 38 | 20.4% | 148 | 79.6% | 186 | 3.4% |
| Social Sciences | 109 | 41.3% | 155 | 58.7% | 264 | 4.9% |
| Transportation and Materials Moving | 4 | 100.0% | 0 | 0.0% | 4 | 0.1% |
| Visual and Performing Arts | 39 | 39.0% | 61 | 61.0% | 100 | 1.8% |
| Total | 2,125 | 39.2% | 3,294 | 60.8% | 5,419 | 100.0% |

Note: Percentages may not add to 100 percent due to rounding.

2016-17 Degrees Conferred Report – The University of Maine System

2016-17 Degrees Conferred by Discipline and Gender



2016-17 Degrees Conferred Report – The University of Maine System

2016-17 Degrees Conferred by Discipline: Two-Year Comparison

| Discipline | 2015-16 | 2016-17 | Difference | |
|---|--------------|--------------|--------------|--------------|
| | | | # | % |
| Agriculture, Agriculture Operations, and Related Sciences | 116 | 106 | (10) | -8.6% |
| Architecture and Related Services | 9 | 8 | (1) | -11.1% |
| Area, Ethnic, Cultural, Gender, and Group Studies | 13 | 9 | (4) | -30.8% |
| Biological and Biomedical Sciences | 233 | 218 | (15) | -6.4% |
| Business, Management, Marketing, and Related Support Services | 711 | 714 | 3 | 0.4% |
| Communication, Journalism, and Related Programs | 157 | 144 | (13) | -8.3% |
| Computer and Information Sciences and Support Services | 88 | 98 | 10 | 11.4% |
| Education | 707 | 812 | 105 | 14.9% |
| Engineering | 361 | 341 | (20) | -5.5% |
| Engineering Technologies and Engineering-Related Fields | 155 | 118 | (37) | -23.9% |
| English Language and Literature/Letters | 182 | 154 | (28) | -15.4% |
| Family and Consumer Sciences/Human Sciences | 52 | 57 | 5 | 9.6% |
| Foreign Languages, Literatures, and Linguistics | 22 | 18 | (4) | -18.2% |
| Health Professions and Related Programs | 935 | 905 | (30) | -3.2% |
| History | 59 | 59 | 0 | 0.0% |
| Homeland Security, Law Enforcement, Firefighting, and Related Protective Services | 65 | 69 | 4 | 6.2% |
| Legal Professions and Studies | 86 | 89 | 3 | 3.5% |
| Liberal Arts and Sciences, General Studies and Humanities | 284 | 264 | (20) | -7.0% |
| Library Science | 28 | 24 | (4) | -14.3% |
| Mathematics and Statistics | 38 | 40 | 2 | 5.3% |
| Multi/Interdisciplinary Studies | 97 | 91 | (6) | -6.2% |
| Natural Resources and Conservation | 147 | 150 | 3 | 2.0% |
| Parks, Recreation, Leisure, and Fitness Studies | 31 | 48 | 17 | 54.8% |
| Philosophy and Religious Studies | 12 | 16 | 4 | 33.3% |
| Physical Sciences | 67 | 59 | (8) | -11.9% |
| Psychology | 264 | 254 | (10) | -3.8% |
| Public Administration and Social Service Professions | 220 | 186 | (34) | -15.5% |
| Social Sciences | 317 | 264 | (53) | -16.7% |
| Transportation and Materials Moving | 0 | 4 | 4 | N/A |
| Visual and Performing Arts | 127 | 100 | (27) | -21.3% |
| Total | 5,583 | 5,419 | (164) | -2.9% |

Note: Percentages may not add to 100 percent due to rounding.

2016-17 Degrees Conferred Report – The University of Maine System

Certificates Conferred by Discipline

| Discipline | 2012-13 | | 2013-14 | | 2014-15 | | 2015-16 | | 2016-17 | |
|---|------------|---------------|------------|---------------|------------|---------------|------------|---------------|------------|---------------|
| | # | % | # | % | # | % | # | % | # | % |
| Agriculture, Agriculture Operations and Related Sciences | 0 | 0.0% | 0 | 0.0% | 3 | 0.9% | 2 | 0.8% | 0 | 0.0% |
| Architecture and Related Services | 0 | 0.0% | 1 | 0.4% | 4 | 1.2% | 1 | 0.4% | 1 | 0.3% |
| Area, Ethnic, Cultural, Gender, and Group Studies | 0 | 0.0% | 1 | 0.4% | 1 | 0.3% | 0 | 0.0% | 1 | 0.3% |
| Biological and Biomedical Sciences | 0 | 0.0% | 0 | 0.0% | 0 | 0.0% | 0 | 0.0% | 1 | 0.3% |
| Business, Management, Marketing, and Related Support Services | 28 | 10.0% | 32 | 13.6% | 35 | 10.7% | 21 | 8.0% | 30 | 10.0% |
| Communication, Journalism, and Related Programs | 0 | 0.0% | 0 | 0.0% | 2 | 0.6% | 6 | 2.3% | 5 | 1.7% |
| Computer and Information Sciences and Support Services | 0 | 0.0% | 1 | 0.4% | 1 | 0.3% | 3 | 1.1% | 3 | 1.0% |
| Education | 98 | 35.1% | 89 | 37.9% | 143 | 43.9% | 94 | 35.9% | 132 | 43.9% |
| Engineering | 2 | 0.7% | 1 | 0.4% | 1 | 0.3% | 4 | 1.5% | 7 | 2.3% |
| Engineering Technologies and Engineering-Related Fields | 0 | 0.0% | 0 | 0.0% | 1 | 0.3% | 1 | 0.4% | 0 | 0.0% |
| English Language and Literature/Letters | 0 | 0.0% | 0 | 0.0% | 0 | 0.0% | 0 | 0.0% | 1 | 0.3% |
| Family and Consumer Sciences/Human Sciences | 8 | 2.9% | 8 | 3.4% | 3 | 0.9% | 3 | 1.1% | 4 | 1.3% |
| Health Professions and Related Programs | 105 | 37.6% | 56 | 23.8% | 78 | 23.9% | 84 | 32.1% | 79 | 26.2% |
| Legal Professions and Studies | 0 | 0.0% | 0 | 0.0% | 0 | 0.0% | 0 | 0.0% | 4 | 1.3% |
| Mathematics and Statistics | 0 | 0.0% | 0 | 0.0% | 3 | 0.9% | 0 | 0.0% | 0 | 0.0% |
| Multi/Interdisciplinary Studies | 2 | 0.7% | 5 | 2.1% | 9 | 2.8% | 12 | 4.6% | 9 | 3.0% |
| Natural Resources and Conservation | 0 | 0.0% | 3 | 1.3% | 6 | 1.8% | 3 | 1.1% | 4 | 1.3% |
| Psychology | 11 | 3.9% | 6 | 2.6% | 1 | 0.3% | 7 | 2.7% | 7 | 2.3% |
| Public Administration and Social Service Professions | 16 | 5.7% | 17 | 7.2% | 18 | 5.5% | 7 | 2.7% | 1 | 0.3% |
| Social Sciences | 9 | 3.2% | 15 | 6.4% | 17 | 5.2% | 14 | 5.3% | 11 | 3.7% |
| Visual and Performing Arts | 0 | 0.0% | 0 | 0.0% | 0 | 0.0% | 0 | 0.0% | 1 | 0.3% |
| Total | 279 | 100.0% | 235 | 100.0% | 326 | 100.0% | 262 | 100.0% | 301 | 100.0% |

Note: Percentages may not add to 100 percent due to rounding.

2016-17 Degrees Conferred Report – The University of Maine System

Associate's Degrees Conferred by Discipline

| Discipline | 2012-13 | | 2013-14 | | 2014-15 | | 2015-16 | | 2016-17 | |
|---|------------|---------------|------------|---------------|------------|---------------|------------|---------------|------------|---------------|
| | # | % | # | % | # | % | # | % | # | % |
| Business, Management, Marketing, and Related Support Services | 23 | 8.3% | 41 | 15.3% | 33 | 11.0% | 30 | 11.7% | 26 | 12.0% |
| Communication, Journalism, and Related Programs | 0 | 0.0% | 0 | 0.0% | 1 | 0.3% | 0 | 0.0% | 0 | 0.0% |
| Computer and Information Sciences and Support Services | 11 | 4.0% | 9 | 3.4% | 12 | 4.0% | 10 | 3.9% | 9 | 4.1% |
| Health Professions and Related Programs | 144 | 52.2% | 141 | 52.6% | 141 | 47.0% | 122 | 47.7% | 85 | 39.2% |
| Homeland Security, Law Enforcement, Firefighting, and Related Protective Services | 28 | 10.1% | 22 | 8.2% | 45 | 15.0% | 27 | 10.5% | 33 | 15.2% |
| Liberal Arts and Sciences, General Studies and Humanities | 58 | 21.0% | 46 | 17.2% | 53 | 17.7% | 45 | 17.6% | 49 | 22.6% |
| Library Science | 5 | 1.8% | 4 | 1.5% | 4 | 1.3% | 6 | 2.3% | 4 | 1.8% |
| Multi/Interdisciplinary Studies | 0 | 0.0% | 0 | 0.0% | 0 | 0.0% | 1 | 0.4% | 1 | 0.5% |
| Natural Resources and Conservation | 5 | 1.8% | 1 | 0.4% | 8 | 2.7% | 13 | 5.1% | 8 | 3.7% |
| Public Administration and Social Service Professions | 1 | 0.4% | 2 | 0.7% | 1 | 0.3% | 0 | 0.0% | 1 | 0.5% |
| Social Sciences | 0 | 0.0% | 0 | 0.0% | 0 | 0.0% | 0 | 0.0% | 1 | 0.5% |
| Visual and Performing Arts | 1 | 0.4% | 2 | 0.7% | 2 | 0.7% | 2 | 0.8% | 0 | 0.0% |
| Total | 276 | 100.0% | 268 | 100.0% | 300 | 100.0% | 256 | 100.0% | 217 | 100.0% |

Note: Percentages may not add to 100 percent due to rounding.

2016-17 Degrees Conferred Report – The University of Maine System

Bachelor's Degrees Conferred by Discipline

| Discipline | 2012-13 | | 2013-14 | | 2014-15 | | 2015-16 | | 2016-17 | |
|---|--------------|---------------|--------------|---------------|--------------|---------------|--------------|---------------|--------------|---------------|
| | # | % | # | % | # | % | # | % | # | % |
| Agriculture, Agriculture Operations, and Related Sciences | 72 | 1.8% | 65 | 1.6% | 77 | 2.0% | 98 | 2.4% | 87 | 2.2% |
| Architecture and Related Services | 7 | 0.2% | 4 | 0.1% | 3 | 0.1% | 5 | 0.1% | 6 | 0.2% |
| Area, Ethnic, Cultural, Gender, and Group Studies | 5 | 0.1% | 8 | 0.2% | 10 | 0.3% | 6 | 0.1% | 3 | 0.1% |
| Biological and Biomedical Sciences | 165 | 4.0% | 192 | 4.8% | 209 | 5.3% | 204 | 5.0% | 198 | 5.0% |
| Business, Management, Marketing, and Related Support Services | 504 | 12.4% | 515 | 12.9% | 535 | 13.6% | 604 | 14.9% | 607 | 15.4% |
| Communication, Journalism, and Related Programs | 142 | 3.5% | 158 | 4.0% | 156 | 4.0% | 143 | 3.5% | 130 | 3.3% |
| Communications Technologies/Technicians and Support Services | 22 | 0.5% | 25 | 0.6% | 0 | 0.0% | 0 | 0.0% | 0 | 0.0% |
| Computer and Information Sciences and Support Services | 37 | 0.9% | 54 | 1.4% | 57 | 1.4% | 66 | 1.6% | 70 | 1.8% |
| Education | 467 | 11.5% | 381 | 9.6% | 344 | 8.7% | 309 | 7.6% | 349 | 8.9% |
| Engineering | 206 | 5.1% | 205 | 5.1% | 230 | 5.8% | 308 | 7.6% | 298 | 7.6% |
| Engineering Technologies and Engineering-Related Fields | 147 | 3.6% | 135 | 3.4% | 135 | 3.4% | 154 | 3.8% | 118 | 3.0% |
| English Language and Literature/Letters | 128 | 3.1% | 143 | 3.6% | 110 | 2.8% | 119 | 2.9% | 103 | 2.6% |
| Family and Consumer Sciences/Human Sciences | 50 | 1.2% | 46 | 1.2% | 36 | 0.9% | 45 | 1.1% | 47 | 1.2% |
| Foreign Languages, Literatures, and Linguistics | 36 | 0.9% | 30 | 0.8% | 14 | 0.4% | 22 | 0.5% | 16 | 0.4% |
| Health Professions and Related Programs | 625 | 15.3% | 598 | 15.0% | 636 | 16.1% | 628 | 15.5% | 629 | 16.0% |
| History | 92 | 2.3% | 69 | 1.7% | 77 | 2.0% | 53 | 1.3% | 55 | 1.4% |
| Homeland Security, Law Enforcement, Firefighting, and Related Protective Services | 28 | 0.7% | 45 | 1.1% | 51 | 1.3% | 38 | 0.9% | 36 | 0.9% |
| Liberal Arts and Sciences, General Studies and Humanities | 221 | 5.4% | 232 | 5.8% | 216 | 5.5% | 239 | 5.9% | 215 | 5.5% |
| Library Science | 31 | 0.8% | 34 | 0.9% | 25 | 0.6% | 22 | 0.5% | 20 | 0.5% |
| Mathematics and Statistics | 26 | 0.6% | 34 | 0.9% | 28 | 0.7% | 28 | 0.7% | 31 | 0.8% |
| Multi/Interdisciplinary Studies | 53 | 1.3% | 51 | 1.3% | 62 | 1.6% | 58 | 1.4% | 51 | 1.3% |
| Natural Resources and Conservation | 81 | 2.0% | 85 | 2.1% | 73 | 1.9% | 101 | 2.5% | 105 | 2.7% |
| Parks, Recreation, Leisure, and Fitness Studies | 54 | 1.3% | 37 | 0.9% | 48 | 1.2% | 31 | 0.8% | 48 | 1.2% |
| Philosophy and Religious Studies | 31 | 0.8% | 17 | 0.4% | 12 | 0.3% | 12 | 0.3% | 16 | 0.4% |
| Physical Sciences | 53 | 1.3% | 44 | 1.1% | 47 | 1.2% | 50 | 1.2% | 42 | 1.1% |
| Psychology | 248 | 6.1% | 238 | 6.0% | 227 | 5.8% | 224 | 5.5% | 217 | 5.5% |
| Public Administration and Social Service Professions | 83 | 2.0% | 97 | 2.4% | 97 | 2.5% | 89 | 2.2% | 102 | 2.6% |
| Science Technologies/Technicians | 0 | 0.0% | 0 | 0.0% | 0 | 0.0% | 0 | 0.0% | 0 | 0.0% |
| Social Sciences | 327 | 8.0% | 324 | 8.1% | 311 | 7.9% | 293 | 7.2% | 242 | 6.1% |
| Transportation and Materials Moving | 0 | 0.0% | 0 | 0.0% | 0 | 0.0% | 0 | 0.0% | 4 | 0.1% |
| Visual and Performing Arts | 137 | 3.4% | 121 | 3.0% | 119 | 3.0% | 109 | 2.7% | 90 | 2.3% |
| Total | 4,078 | 100.0% | 3,987 | 100.0% | 3,945 | 100.0% | 4,058 | 100.0% | 3,935 | 100.0% |

Note: Percentages may not add to 100 percent due to rounding.

2016-17 Degrees Conferred Report – The University of Maine System

Master's Degrees Conferred by Discipline

| Discipline | 2012-13 | | 2013-14 | | 2014-15 | | 2015-16 | | 2016-17 | |
|---|------------|---------------|------------|---------------|------------|---------------|------------|---------------|------------|---------------|
| | # | % | # | % | # | % | # | % | # | % |
| Agriculture, Agriculture Operations, and Related Sciences | 23 | 2.6% | 27 | 3.1% | 20 | 2.4% | 14 | 1.7% | 19 | 2.3% |
| Architecture and Related Services | 9 | 1.0% | 11 | 1.3% | 10 | 1.2% | 3 | 0.4% | 1 | 0.1% |
| Area, Ethnic, Cultural, Gender, and Group Studies | 10 | 1.1% | 9 | 1.0% | 15 | 1.8% | 7 | 0.8% | 5 | 0.6% |
| Biological and Biomedical Sciences | 14 | 1.6% | 29 | 3.3% | 18 | 2.2% | 19 | 2.3% | 13 | 1.6% |
| Business, Management, Marketing, and Related Support Services | 60 | 6.9% | 70 | 8.0% | 49 | 5.9% | 56 | 6.7% | 51 | 6.2% |
| Communication, Journalism, and Related Programs | 10 | 1.1% | 5 | 0.6% | 4 | 0.5% | 7 | 0.8% | 8 | 1.0% |
| Communications Technologies/Technicians and Support Services | 8 | 0.9% | 4 | 0.5% | 0 | 0.0% | 0 | 0.0% | 0 | 0.0% |
| Computer and Information Sciences and Support Services | 6 | 0.7% | 11 | 1.3% | 11 | 1.3% | 9 | 1.1% | 16 | 2.0% |
| Education | 320 | 36.6% | 335 | 38.1% | 296 | 35.7% | 299 | 35.7% | 324 | 39.6% |
| Engineering | 37 | 4.2% | 34 | 3.9% | 21 | 2.5% | 37 | 4.4% | 25 | 3.1% |
| English Language and Literature/Letters | 55 | 6.3% | 65 | 7.4% | 49 | 5.9% | 63 | 7.5% | 50 | 6.1% |
| Family and Consumer Sciences/Human Sciences | 6 | 0.7% | 4 | 0.5% | 6 | 0.7% | 4 | 0.5% | 6 | 0.7% |
| Foreign Languages, Literatures, and Linguistics | 4 | 0.5% | 3 | 0.3% | 3 | 0.4% | 0 | 0.0% | 2 | 0.2% |
| Health Professions and Related Programs | 91 | 10.4% | 88 | 10.0% | 103 | 12.4% | 98 | 11.7% | 112 | 13.7% |
| History | 12 | 1.4% | 6 | 0.7% | 4 | 0.5% | 2 | 0.2% | 1 | 0.1% |
| Liberal Arts and Sciences, General Studies and Humanities | 9 | 1.0% | 3 | 0.3% | 0 | 0.0% | 0 | 0.0% | 0 | 0.0% |
| Mathematics and Statistics | 10 | 1.1% | 6 | 0.7% | 16 | 1.9% | 10 | 1.2% | 9 | 1.1% |
| Multi/Interdisciplinary Studies | 17 | 1.9% | 20 | 2.3% | 24 | 2.9% | 21 | 2.5% | 24 | 2.9% |
| Natural Resources and Conservation | 23 | 2.6% | 19 | 2.2% | 17 | 2.1% | 21 | 2.5% | 22 | 2.7% |
| Physical Sciences | 19 | 2.2% | 17 | 1.9% | 13 | 1.6% | 12 | 1.4% | 10 | 1.2% |
| Psychology | 15 | 1.7% | 23 | 2.6% | 4 | 0.5% | 23 | 2.7% | 20 | 2.4% |
| Public Administration and Social Service Professions | 101 | 11.6% | 75 | 8.5% | 126 | 15.2% | 108 | 12.9% | 81 | 9.9% |
| Social Sciences | 1 | 0.1% | 4 | 0.5% | 5 | 0.6% | 9 | 1.1% | 10 | 1.2% |
| Visual and Performing Arts | 14 | 1.6% | 12 | 1.4% | 15 | 1.8% | 16 | 1.9% | 9 | 1.1% |
| Total | 874 | 100.0% | 880 | 100.0% | 829 | 100.0% | 838 | 100.0% | 818 | 100.0% |

Note: Percentages may not add to 100 percent due to rounding.

2016-17 Degrees Conferred Report – The University of Maine System

Doctoral Degrees Conferred by Discipline

| Discipline | 2012-13 | | 2013-14 | | 2014-15 | | 2015-16 | | 2016-17 | |
|---|-----------|---------------|-----------|---------------|-----------|---------------|-----------|---------------|-----------|---------------|
| | # | % | # | % | # | % | # | % | # | % |
| Agriculture, Agriculture Operations, and Related Sciences | 3 | 5.4% | 3 | 3.6% | 3 | 3.7% | 2 | 2.4% | 0 | 0.0% |
| Biological and Biomedical Sciences | 10 | 17.9% | 12 | 14.5% | 7 | 8.6% | 10 | 12.0% | 6 | 9.5% |
| Communication, Journalism, and Related Programs | 0 | 0.0% | 3 | 3.6% | 0 | 0.0% | 1 | 1.2% | 1 | 1.6% |
| Computer and Information Sciences and Support Services | 0 | 0.0% | 3 | 3.6% | 0 | 0.0% | 0 | 0.0% | 0 | 0.0% |
| Education | 6 | 10.7% | 9 | 10.8% | 4 | 4.9% | 5 | 6.0% | 7 | 11.1% |
| Engineering | 6 | 10.7% | 6 | 7.2% | 13 | 16.0% | 12 | 14.5% | 11 | 17.5% |
| Health Professions and Related Programs | 0 | 0.0% | 0 | 0.0% | 0 | 0.0% | 3 | 3.6% | 0 | 0.0% |
| History | 2 | 3.6% | 3 | 3.6% | 2 | 2.5% | 4 | 4.8% | 3 | 4.8% |
| Multi/Interdisciplinary Studies | 4 | 7.1% | 12 | 14.5% | 13 | 16.0% | 5 | 6.0% | 6 | 9.5% |
| Natural Resources and Conservation | 4 | 7.1% | 10 | 12.0% | 12 | 14.8% | 9 | 10.8% | 11 | 17.5% |
| Physical Sciences | 6 | 10.7% | 8 | 9.6% | 12 | 14.8% | 5 | 6.0% | 7 | 11.1% |
| Psychology | 10 | 17.9% | 12 | 14.5% | 9 | 11.1% | 10 | 12.0% | 10 | 15.9% |
| Public Administration and Social Service Professions | 5 | 8.9% | 2 | 2.4% | 6 | 7.4% | 16 | 19.3% | 1 | 1.6% |
| Social Sciences | 0 | 0.0% | 0 | 0.0% | 0 | 0.0% | 1 | 1.2% | 0 | 0.0% |
| Total | 56 | 100.0% | 83 | 100.0% | 81 | 100.0% | 83 | 100.0% | 63 | 100.0% |

Note: Percentages may not add to 100 percent due to rounding.

Law Degrees Conferred by Discipline

| Discipline | 2012-13 | | 2012-13 | | 2014-15 | | 2015-16 | | 2016-17 | |
|--|-----------|---------------|-----------|---------------|-----------|---------------|-----------|---------------|-----------|---------------|
| | # | % | # | % | # | % | # | % | # | % |
| Legal Professions and Studies (L.L.M.) | 1 | 1.0% | 5 | 5.2% | 5 | 6.0% | 0 | 0.0% | 5 | 5.9% |
| Legal Professions and Studies (J.D.) | 97 | 99.0% | 91 | 94.8% | 78 | 94.0% | 86 | 100.0% | 80 | 94.1% |
| Total | 98 | 100.0% | 96 | 100.0% | 83 | 100.0% | 86 | 100.0% | 85 | 100.0% |

Note: Percentages may not add to 100 percent due to rounding.

2016-17 Degrees Conferred Report – The University of Maine System

| | Degrees Conferred by Campus, Degree Level, and Gender | | | | | | | | | | | | | | | | | |
|--------------------|---|--------------|--------------|--------------|--------------|--------------|--------------|--------------|--------------|--------------|--------------|--------------|--------------|--------------|--------------|--------------|---------------|--|
| | 2012-13 | | | 2013-14 | | | 2014-15 | | | 2015-16 | | | 2016-17 | | | 5yr Avg | 5yr Avg | |
| | Men | Women | Total | Men | Women | Total | Men | Women | Total | Men | Women | Total | Men | Women | Total | # Chg | % Chg | |
| UM | 994 | 1,108 | 2,102 | 989 | 1,068 | 2,057 | 964 | 1,058 | 2,022 | 1,035 | 1,105 | 2,140 | 1,039 | 1,152 | 2,191 | 22.3 | 2.6% | |
| Certificate | 7 | 46 | 53 | 8 | 31 | 39 | 17 | 56 | 73 | 13 | 46 | 59 | 20 | 61 | 81 | 7.0 | 50.9% | |
| Bachelor's | 808 | 780 | 1,588 | 791 | 749 | 1,540 | 784 | 770 | 1,554 | 848 | 812 | 1,660 | 857 | 824 | 1,681 | 23.3 | 5.0% | |
| Master's | 157 | 258 | 415 | 153 | 248 | 401 | 130 | 196 | 326 | 144 | 217 | 361 | 133 | 238 | 371 | -11.0 | -10.6% | |
| Doctoral | 22 | 24 | 46 | 37 | 40 | 77 | 33 | 36 | 69 | 30 | 30 | 60 | 29 | 29 | 58 | 3.0 | 43.1% | |
| UMA | 158 | 531 | 689 | 162 | 487 | 649 | 188 | 551 | 739 | 169 | 531 | 700 | 168 | 464 | 632 | -14.3 | 0.4% | |
| Certificate | 10 | 62 | 72 | 2 | 39 | 41 | 17 | 57 | 74 | 12 | 64 | 76 | 12 | 47 | 59 | -3.3 | 34.5% | |
| Associate's | 48 | 191 | 239 | 47 | 160 | 207 | 37 | 184 | 221 | 32 | 161 | 193 | 36 | 118 | 154 | -21.3 | -24.3% | |
| Bachelor's | 100 | 278 | 378 | 113 | 288 | 401 | 134 | 310 | 444 | 125 | 306 | 431 | 120 | 299 | 419 | 10.3 | 13.2% | |
| UMF | 133 | 278 | 411 | 150 | 315 | 465 | 129 | 278 | 407 | 128 | 263 | 391 | 108 | 294 | 402 | -2.3 | -2.6% | |
| Certificate | 0 | 0 | 0 | 1 | 9 | 10 | 7 | 32 | 39 | 4 | 26 | 30 | 6 | 32 | 38 | N/A | N/A | |
| Bachelor's | 133 | 261 | 394 | 146 | 294 | 440 | 119 | 229 | 348 | 121 | 228 | 349 | 101 | 237 | 338 | -14.0 | -9.7% | |
| Master's | 0 | 17 | 17 | 3 | 12 | 15 | 3 | 17 | 20 | 3 | 9 | 12 | 1 | 25 | 26 | 2.3 | 10.7% | |
| UMFK | 54 | 100 | 154 | 39 | 118 | 157 | 65 | 125 | 190 | 56 | 141 | 197 | 68 | 171 | 239 | 21.3 | 32.0% | |
| Associate's | 19 | 5 | 24 | 4 | 9 | 13 | 28 | 10 | 38 | 20 | 9 | 29 | 22 | 7 | 29 | 1.3 | 122.8% | |
| Bachelor's | 35 | 95 | 130 | 35 | 109 | 144 | 37 | 115 | 152 | 36 | 132 | 168 | 46 | 164 | 210 | 20.0 | 33.1% | |
| UMM | 29 | 52 | 81 | 25 | 58 | 83 | 36 | 71 | 107 | 27 | 67 | 94 | 30 | 63 | 93 | 3.0 | 19.0% | |
| Certificate | 1 | 1 | 2 | 2 | 4 | 6 | 3 | 9 | 12 | 3 | 4 | 7 | 2 | 6 | 8 | 1.5 | 261.9% | |
| Associate's | 0 | 2 | 2 | 0 | 3 | 3 | 3 | 6 | 9 | 3 | 6 | 9 | 4 | 5 | 9 | 1.8 | 250.0% | |
| Bachelor's | 28 | 49 | 77 | 23 | 51 | 74 | 30 | 56 | 86 | 21 | 57 | 78 | 24 | 52 | 76 | -0.3 | 2.4% | |
| UMPI | 82 | 123 | 205 | 92 | 136 | 228 | 63 | 115 | 178 | 68 | 111 | 179 | 49 | 101 | 150 | -13.8 | -14.2% | |
| Certificate | 0 | 0 | 0 | 0 | 0 | 0 | 0 | 0 | 0 | 1 | 0 | 1 | 1 | 0 | 1 | N/A | N/A | |
| Associate's | 5 | 6 | 11 | 21 | 24 | 45 | 9 | 22 | 31 | 6 | 18 | 24 | 8 | 16 | 24 | 3.3 | 255.4% | |
| Bachelor's | 77 | 117 | 194 | 71 | 112 | 183 | 54 | 93 | 147 | 61 | 93 | 154 | 40 | 85 | 125 | -17.3 | -25.3% | |
| USM | 729 | 1,290 | 2,019 | 725 | 1,185 | 1,910 | 696 | 1,225 | 1,921 | 705 | 1,177 | 1,882 | 663 | 1,049 | 1,712 | -76.8 | -9.1% | |
| Certificate | 37 | 115 | 152 | 41 | 98 | 139 | 47 | 81 | 128 | 23 | 66 | 89 | 30 | 84 | 114 | -9.5 | -39.9% | |
| Associate's | 0 | 0 | 0 | 0 | 0 | 0 | 1 | 0 | 1 | 1 | 0 | 1 | 0 | 1 | 1 | N/A | N/A | |
| Bachelor's | 529 | 788 | 1,317 | 506 | 699 | 1,205 | 449 | 765 | 1,214 | 498 | 720 | 1,218 | 474 | 612 | 1,086 | -57.8 | -10.1% | |
| Master's | 115 | 327 | 442 | 127 | 337 | 464 | 152 | 331 | 483 | 129 | 336 | 465 | 112 | 309 | 421 | -5.3 | 3.0% | |
| Doctoral | 2 | 8 | 10 | 2 | 4 | 6 | 1 | 11 | 12 | 12 | 11 | 23 | 3 | 2 | 5 | -1.3 | 132.1% | |
| Law | 46 | 52 | 98 | 49 | 47 | 96 | 46 | 37 | 83 | 42 | 44 | 86 | 44 | 41 | 85 | -3.3 | -12.3% | |
| Total | 2,179 | 3,482 | 5,661 | 2,182 | 3,367 | 5,549 | 2,141 | 3,423 | 5,564 | 2,188 | 3,395 | 5,583 | 2,125 | 3,294 | 5,419 | -60.5 | -2.1% | |
| <i>Certificate</i> | <i>55</i> | <i>224</i> | <i>279</i> | <i>54</i> | <i>181</i> | <i>235</i> | <i>91</i> | <i>235</i> | <i>326</i> | <i>56</i> | <i>206</i> | <i>262</i> | <i>71</i> | <i>230</i> | <i>301</i> | <i>5.5</i> | <i>7.0%</i> | |
| <i>Associate's</i> | <i>72</i> | <i>204</i> | <i>276</i> | <i>72</i> | <i>196</i> | <i>268</i> | <i>78</i> | <i>222</i> | <i>300</i> | <i>62</i> | <i>194</i> | <i>256</i> | <i>70</i> | <i>147</i> | <i>217</i> | <i>-14.8</i> | <i>-9.4%</i> | |
| <i>Bachelor's</i> | <i>1,710</i> | <i>2,368</i> | <i>4,078</i> | <i>1,685</i> | <i>2,302</i> | <i>3,987</i> | <i>1,607</i> | <i>2,338</i> | <i>3,945</i> | <i>1,710</i> | <i>2,348</i> | <i>4,058</i> | <i>1,662</i> | <i>2,273</i> | <i>3,935</i> | <i>-35.8</i> | <i>-1.2%</i> | |
| <i>Master's</i> | <i>272</i> | <i>602</i> | <i>874</i> | <i>283</i> | <i>597</i> | <i>880</i> | <i>285</i> | <i>544</i> | <i>829</i> | <i>276</i> | <i>562</i> | <i>838</i> | <i>246</i> | <i>572</i> | <i>818</i> | <i>-14.0</i> | <i>-4.6%</i> | |
| <i>Doctoral</i> | <i>24</i> | <i>32</i> | <i>56</i> | <i>39</i> | <i>44</i> | <i>83</i> | <i>34</i> | <i>47</i> | <i>81</i> | <i>42</i> | <i>41</i> | <i>83</i> | <i>32</i> | <i>31</i> | <i>63</i> | <i>1.8</i> | <i>42.2%</i> | |
| <i>Law</i> | <i>46</i> | <i>52</i> | <i>98</i> | <i>49</i> | <i>47</i> | <i>96</i> | <i>46</i> | <i>37</i> | <i>83</i> | <i>42</i> | <i>44</i> | <i>86</i> | <i>44</i> | <i>41</i> | <i>85</i> | <i>-3.3</i> | <i>-12.3%</i> | |

Note: Law includes degrees conferred in the Master of Laws (LL.M.) in addition to the Juris Doctorate (J.D.) as of 2012-13. Totals for each university appear at the top of each data set.

2016-17 Degrees Conferred Report – The University of Maine System

| Discipline & Degree Level | 2016-17 Degrees Conferred by Discipline, Degree Level, Campus and Gender | | | | | | | | | | | | | | | | | | | | | | | | | | |
|--|--|------------|------------|-----------|-----------|-----------|-----------|------------|------------|-----------|-----------|-----------|----------|----------|-----------|-----------|-----------|-----------|------------|------------|------------|------------|------------|------------|------------|------------|------------|
| | UM | | | UMA | | | UMF | | | UMFK | | | UMM | | | UMPI | | | USM | | | Total | | | | | |
| | Men | Women | Total | Men | Women | Total | Men | Women | Total | Men | Women | Total | Men | Women | Total | Men | Women | Total | Men | Women | Total | Men | Women | Total | | | |
| Agriculture, Agriculture Operations, and Related Sciences | 33 | 73 | 106 | 0 | 0 | 0 | 0 | 0 | 0 | 0 | 0 | 0 | 0 | 0 | 0 | 0 | 0 | 0 | 0 | 0 | 0 | 0 | 0 | 0 | 33 | 73 | 106 |
| Bachelor's | 23 | 64 | 87 | 0 | 0 | 0 | 0 | 0 | 0 | 0 | 0 | 0 | 0 | 0 | 0 | 0 | 0 | 0 | 0 | 0 | 0 | 0 | 0 | 0 | 23 | 64 | 87 |
| Master's | 10 | 9 | 19 | 0 | 0 | 0 | 0 | 0 | 0 | 0 | 0 | 0 | 0 | 0 | 0 | 0 | 0 | 0 | 0 | 0 | 0 | 0 | 0 | 0 | 10 | 9 | 19 |
| Architecture and Related Services | 0 | 0 | 0 | 4 | 2 | 6 | 0 | 0 | 0 | 0 | 0 | 0 | 0 | 0 | 0 | 0 | 0 | 0 | 2 | 0 | 2 | 6 | 2 | 8 | 6 | 2 | 8 |
| Certificate | 0 | 0 | 0 | 0 | 0 | 0 | 0 | 0 | 0 | 0 | 0 | 0 | 0 | 0 | 0 | 0 | 0 | 0 | 1 | 0 | 1 | 1 | 0 | 1 | 1 | 0 | 1 |
| Bachelor | 0 | 0 | 0 | 4 | 2 | 6 | 0 | 0 | 0 | 0 | 0 | 0 | 0 | 0 | 0 | 0 | 0 | 0 | 0 | 0 | 0 | 4 | 2 | 6 | 4 | 2 | 6 |
| Master's | 0 | 0 | 0 | 0 | 0 | 0 | 0 | 0 | 0 | 0 | 0 | 0 | 0 | 0 | 0 | 0 | 0 | 0 | 1 | 0 | 1 | 1 | 0 | 1 | 1 | 0 | 1 |
| Area, Ethnic, Cultural, Gender, and Group Studies | 0 | 2 | 2 | 0 | 0 | 0 | 0 | 0 | 0 | 0 | 0 | 0 | 0 | 0 | 0 | 0 | 0 | 0 | 1 | 6 | 7 | 1 | 8 | 9 | 1 | 8 | 9 |
| Certificate | 0 | 1 | 1 | 0 | 0 | 0 | 0 | 0 | 0 | 0 | 0 | 0 | 0 | 0 | 0 | 0 | 0 | 0 | 0 | 0 | 0 | 0 | 1 | 1 | 0 | 1 | 1 |
| Bachelor's | 0 | 1 | 1 | 0 | 0 | 0 | 0 | 0 | 0 | 0 | 0 | 0 | 0 | 0 | 0 | 0 | 0 | 0 | 0 | 2 | 2 | 0 | 3 | 3 | 0 | 3 | 3 |
| Master's | 0 | 0 | 0 | 0 | 0 | 0 | 0 | 0 | 0 | 0 | 0 | 0 | 0 | 0 | 0 | 0 | 0 | 0 | 1 | 4 | 5 | 1 | 4 | 5 | 1 | 4 | 5 |
| Biological and Biomedical Sciences | 56 | 72 | 128 | 3 | 13 | 16 | 3 | 5 | 8 | 0 | 7 | 7 | 3 | 9 | 12 | 3 | 6 | 9 | 16 | 22 | 38 | 84 | 134 | 218 | 84 | 134 | 218 |
| Certificate | 0 | 0 | 0 | 0 | 0 | 0 | 0 | 0 | 0 | 0 | 0 | 0 | 0 | 0 | 0 | 0 | 0 | 0 | 0 | 1 | 1 | 0 | 1 | 1 | 0 | 1 | 1 |
| Bachelor's | 48 | 68 | 116 | 3 | 13 | 16 | 3 | 5 | 8 | 0 | 7 | 7 | 3 | 9 | 12 | 3 | 6 | 9 | 13 | 17 | 30 | 73 | 125 | 198 | 73 | 125 | 198 |
| Master's | 4 | 2 | 6 | 0 | 0 | 0 | 0 | 0 | 0 | 0 | 0 | 0 | 0 | 0 | 0 | 0 | 0 | 0 | 3 | 4 | 7 | 7 | 6 | 13 | 7 | 6 | 13 |
| Doctorate | 4 | 2 | 6 | 0 | 0 | 0 | 0 | 0 | 0 | 0 | 0 | 0 | 0 | 0 | 0 | 0 | 0 | 0 | 0 | 0 | 0 | 4 | 2 | 6 | 4 | 2 | 6 |
| Business, Management, Marketing, and Related Support Services | 173 | 90 | 263 | 30 | 49 | 79 | 21 | 7 | 28 | 17 | 11 | 28 | 4 | 8 | 12 | 13 | 5 | 18 | 154 | 132 | 286 | 412 | 302 | 714 | 412 | 302 | 714 |
| Certificate | 4 | 3 | 7 | 0 | 0 | 0 | 1 | 0 | 1 | 0 | 0 | 0 | 0 | 1 | 1 | 0 | 0 | 0 | 4 | 17 | 21 | 9 | 21 | 30 | 9 | 21 | 30 |
| Associate | 0 | 0 | 0 | 9 | 12 | 21 | 0 | 0 | 0 | 1 | 1 | 2 | 1 | 1 | 2 | 0 | 0 | 0 | 0 | 1 | 1 | 11 | 15 | 26 | 11 | 15 | 26 |
| Bachelor's | 153 | 78 | 231 | 21 | 37 | 58 | 20 | 7 | 27 | 16 | 10 | 26 | 3 | 6 | 9 | 13 | 5 | 18 | 138 | 100 | 238 | 364 | 243 | 607 | 364 | 243 | 607 |
| Master's | 16 | 9 | 25 | 0 | 0 | 0 | 0 | 0 | 0 | 0 | 0 | 0 | 0 | 0 | 0 | 0 | 0 | 0 | 12 | 14 | 26 | 28 | 23 | 51 | 28 | 23 | 51 |
| Communication, Journalism, and Related Programs | 40 | 46 | 86 | 0 | 0 | 0 | 0 | 0 | 0 | 0 | 0 | 0 | 0 | 0 | 0 | 0 | 0 | 0 | 24 | 34 | 58 | 64 | 80 | 144 | 64 | 80 | 144 |
| Certificate | 1 | 4 | 5 | 0 | 0 | 0 | 0 | 0 | 0 | 0 | 0 | 0 | 0 | 0 | 0 | 0 | 0 | 0 | 0 | 0 | 0 | 1 | 4 | 5 | 1 | 4 | 5 |
| Bachelor's | 34 | 38 | 72 | 0 | 0 | 0 | 0 | 0 | 0 | 0 | 0 | 0 | 0 | 0 | 0 | 0 | 0 | 0 | 24 | 34 | 58 | 58 | 72 | 130 | 58 | 72 | 130 |
| Master's | 5 | 3 | 8 | 0 | 0 | 0 | 0 | 0 | 0 | 0 | 0 | 0 | 0 | 0 | 0 | 0 | 0 | 0 | 0 | 0 | 0 | 5 | 3 | 8 | 5 | 3 | 8 |
| Doctorate | 0 | 1 | 1 | 0 | 0 | 0 | 0 | 0 | 0 | 0 | 0 | 0 | 0 | 0 | 0 | 0 | 0 | 0 | 0 | 0 | 0 | 0 | 1 | 1 | 0 | 1 | 1 |
| Computer and Information Sciences and Support Services | 21 | 3 | 24 | 19 | 8 | 27 | 6 | 0 | 6 | 5 | 0 | 5 | 0 | 0 | 0 | 0 | 0 | 0 | 31 | 5 | 36 | 82 | 16 | 98 | 82 | 16 | 98 |
| Certificate | 0 | 0 | 0 | 1 | 2 | 3 | 0 | 0 | 0 | 0 | 0 | 0 | 0 | 0 | 0 | 0 | 0 | 0 | 0 | 0 | 0 | 1 | 2 | 3 | 1 | 2 | 3 |
| Associate | 0 | 0 | 0 | 4 | 4 | 8 | 0 | 0 | 0 | 1 | 0 | 1 | 0 | 0 | 0 | 0 | 0 | 0 | 0 | 0 | 0 | 5 | 4 | 9 | 5 | 4 | 9 |
| Bachelor's | 14 | 1 | 15 | 14 | 2 | 16 | 6 | 0 | 6 | 4 | 0 | 4 | 0 | 0 | 0 | 0 | 0 | 0 | 26 | 3 | 29 | 64 | 6 | 70 | 64 | 6 | 70 |
| Master's | 7 | 2 | 9 | 0 | 0 | 0 | 0 | 0 | 0 | 0 | 0 | 0 | 0 | 0 | 0 | 0 | 0 | 0 | 5 | 2 | 7 | 12 | 4 | 16 | 12 | 4 | 16 |
| Doctorate | 0 | 0 | 0 | 0 | 0 | 0 | 0 | 0 | 0 | 0 | 0 | 0 | 0 | 0 | 0 | 0 | 0 | 0 | 0 | 0 | 0 | 0 | 0 | 0 | 0 | 0 | 0 |
| Education | 95 | 248 | 343 | 1 | 4 | 5 | 27 | 161 | 188 | 0 | 2 | 2 | 1 | 5 | 6 | 4 | 14 | 18 | 59 | 191 | 250 | 187 | 625 | 812 | 187 | 625 | 812 |
| Certificate | 9 | 43 | 52 | 1 | 4 | 5 | 5 | 27 | 32 | 0 | 0 | 0 | 0 | 0 | 0 | 0 | 0 | 0 | 10 | 33 | 43 | 25 | 107 | 132 | 25 | 107 | 132 |
| Bachelor's | 65 | 108 | 173 | 0 | 0 | 0 | 21 | 109 | 130 | 0 | 2 | 2 | 1 | 5 | 6 | 4 | 14 | 18 | 7 | 13 | 20 | 98 | 251 | 349 | 98 | 251 | 349 |
| Master's | 19 | 92 | 111 | 0 | 0 | 0 | 1 | 25 | 26 | 0 | 0 | 0 | 0 | 0 | 0 | 0 | 0 | 0 | 42 | 145 | 187 | 62 | 262 | 324 | 62 | 262 | 324 |
| Doctorate | 2 | 5 | 7 | 0 | 0 | 0 | 0 | 0 | 0 | 0 | 0 | 0 | 0 | 0 | 0 | 0 | 0 | 0 | 0 | 0 | 0 | 2 | 5 | 7 | 2 | 5 | 7 |
| Engineering | 248 | 62 | 310 | 0 | 0 | 0 | 0 | 0 | 0 | 0 | 0 | 0 | 0 | 0 | 0 | 0 | 0 | 0 | 26 | 5 | 31 | 274 | 67 | 341 | 274 | 67 | 341 |
| Certificate | 4 | 3 | 7 | 0 | 0 | 0 | 0 | 0 | 0 | 0 | 0 | 0 | 0 | 0 | 0 | 0 | 0 | 0 | 0 | 0 | 0 | 4 | 3 | 7 | 4 | 3 | 7 |
| Bachelor's | 213 | 54 | 267 | 0 | 0 | 0 | 0 | 0 | 0 | 0 | 0 | 0 | 0 | 0 | 0 | 0 | 0 | 0 | 26 | 5 | 31 | 239 | 59 | 298 | 239 | 59 | 298 |
| Master's | 21 | 4 | 25 | 0 | 0 | 0 | 0 | 0 | 0 | 0 | 0 | 0 | 0 | 0 | 0 | 0 | 0 | 0 | 0 | 0 | 0 | 21 | 4 | 25 | 21 | 4 | 25 |
| Doctorate | 10 | 1 | 11 | 0 | 0 | 0 | 0 | 0 | 0 | 0 | 0 | 0 | 0 | 0 | 0 | 0 | 0 | 0 | 0 | 0 | 0 | 10 | 1 | 11 | 10 | 1 | 11 |

2016-17 Degrees Conferred Report – The University of Maine System

| Discipline & Degree Level | UM | | | UMA | | | UMF | | | UMFK | | | UMM | | | UMPI | | | USM | | | Total | | | | |
|--|-----------|------------|------------|-----------|------------|------------|-----------|-----------|-----------|-----------|------------|------------|----------|----------|-----------|----------|-----------|-----------|-----------|------------|------------|------------|------------|------------|-----------|------------|
| | Men | Women | Total | Men | Women | Total | Men | Women | Total | Men | Women | Total | Men | Women | Total | Men | Women | Total | Men | Women | Total | Men | Women | Total | | |
| Engineering Technologies and Engineering-Related Fields | 89 | 5 | 94 | 0 | 0 | 0 | 0 | 0 | 0 | 0 | 0 | 0 | 0 | 0 | 0 | 0 | 0 | 0 | 0 | 0 | 20 | 4 | 24 | 109 | 9 | 118 |
| Bachelor's | 89 | 5 | 94 | 0 | 0 | 0 | 0 | 0 | 0 | 0 | 0 | 0 | 0 | 0 | 0 | 0 | 0 | 0 | 0 | 0 | 20 | 4 | 24 | 109 | 9 | 118 |
| English Language and Literature/Letters | 14 | 26 | 40 | 2 | 4 | 6 | 4 | 16 | 20 | 1 | 2 | 3 | 1 | 4 | 5 | 2 | 2 | 4 | 33 | 43 | 76 | 57 | 97 | 154 | | |
| Certificate | 0 | 0 | 0 | 0 | 0 | 0 | 0 | 0 | 0 | 0 | 0 | 0 | 0 | 0 | 0 | 0 | 0 | 0 | 1 | 0 | 1 | 1 | 0 | 1 | | |
| Bachelor's | 11 | 16 | 27 | 2 | 4 | 6 | 4 | 16 | 20 | 1 | 2 | 3 | 1 | 4 | 5 | 2 | 2 | 4 | 19 | 19 | 38 | 40 | 63 | 103 | | |
| Master's | 3 | 10 | 13 | 0 | 0 | 0 | 0 | 0 | 0 | 0 | 0 | 0 | 0 | 0 | 0 | 0 | 0 | 0 | 13 | 24 | 37 | 16 | 34 | 50 | | |
| Family and Consumer Sciences/Human Sciences | 4 | 49 | 53 | 0 | 4 | 4 | 0 | 0 | 0 | 0 | 0 | 0 | 0 | 0 | 0 | 0 | 0 | 0 | 0 | 0 | 0 | 0 | 0 | 4 | 53 | 57 |
| Certificate | 0 | 0 | 0 | 0 | 4 | 4 | 0 | 0 | 0 | 0 | 0 | 0 | 0 | 0 | 0 | 0 | 0 | 0 | 0 | 0 | 0 | 0 | 0 | 0 | 4 | 4 |
| Bachelor's | 4 | 43 | 47 | 0 | 0 | 0 | 0 | 0 | 0 | 0 | 0 | 0 | 0 | 0 | 0 | 0 | 0 | 0 | 0 | 0 | 0 | 0 | 0 | 4 | 43 | 47 |
| Master's | 0 | 6 | 6 | 0 | 0 | 0 | 0 | 0 | 0 | 0 | 0 | 0 | 0 | 0 | 0 | 0 | 0 | 0 | 0 | 0 | 0 | 0 | 0 | 0 | 6 | 6 |
| Foreign Languages, Literatures, and Linguistics | 0 | 4 | 4 | 0 | 0 | 0 | 0 | 0 | 0 | 0 | 1 | 1 | 0 | 0 | 0 | 0 | 0 | 0 | 0 | 0 | 5 | 8 | 13 | 5 | 13 | 18 |
| Bachelor's | 0 | 2 | 2 | 0 | 0 | 0 | 0 | 0 | 0 | 0 | 1 | 1 | 0 | 0 | 0 | 0 | 0 | 0 | 0 | 0 | 5 | 8 | 13 | 5 | 11 | 16 |
| Master's | 0 | 2 | 2 | 0 | 0 | 0 | 0 | 0 | 0 | 0 | 0 | 0 | 0 | 0 | 0 | 0 | 0 | 0 | 0 | 0 | 0 | 0 | 0 | 0 | 2 | 2 |
| Health Professions and Related Programs | 15 | 121 | 136 | 34 | 207 | 241 | 10 | 40 | 50 | 19 | 128 | 147 | 0 | 4 | 4 | 5 | 11 | 16 | 49 | 262 | 311 | 132 | 773 | 905 | | |
| Certificate | 0 | 2 | 2 | 10 | 37 | 47 | 0 | 0 | 0 | 0 | 0 | 0 | 0 | 4 | 4 | 0 | 0 | 0 | 2 | 24 | 26 | 12 | 67 | 79 | | |
| Associate | 0 | 0 | 0 | 9 | 65 | 74 | 0 | 0 | 0 | 0 | 0 | 0 | 0 | 0 | 0 | 4 | 7 | 11 | 0 | 0 | 0 | 13 | 72 | 85 | | |
| Bachelor's | 13 | 96 | 109 | 15 | 105 | 120 | 10 | 40 | 50 | 19 | 128 | 147 | 0 | 0 | 0 | 1 | 4 | 5 | 35 | 163 | 198 | 93 | 536 | 629 | | |
| Master's | 2 | 23 | 25 | 0 | 0 | 0 | 0 | 0 | 0 | 0 | 0 | 0 | 0 | 0 | 0 | 0 | 0 | 0 | 12 | 75 | 87 | 14 | 98 | 112 | | |
| History | 15 | 9 | 24 | 0 | 0 | 0 | 6 | 3 | 9 | 0 | 0 | 0 | 0 | 0 | 0 | 1 | 0 | 1 | 14 | 11 | 25 | 36 | 23 | 59 | | |
| Bachelor's | 13 | 7 | 20 | 0 | 0 | 0 | 6 | 3 | 9 | 0 | 0 | 0 | 0 | 0 | 0 | 1 | 0 | 1 | 14 | 11 | 25 | 34 | 21 | 55 | | |
| Master's | 0 | 1 | 1 | 0 | 0 | 0 | 0 | 0 | 0 | 0 | 0 | 0 | 0 | 0 | 0 | 0 | 0 | 0 | 0 | 0 | 0 | 0 | 1 | 1 | | |
| Doctorate | 2 | 1 | 3 | 0 | 0 | 0 | 0 | 0 | 0 | 0 | 0 | 0 | 0 | 0 | 0 | 0 | 0 | 0 | 0 | 0 | 0 | 2 | 1 | 3 | | |
| Homeland Security, Law Enforcement, Firefighting and Related Protective | 0 | 0 | 0 | 11 | 22 | 33 | 0 | 0 | 0 | 17 | 5 | 22 | 0 | 0 | 0 | 8 | 6 | 14 | 0 | 0 | 0 | 36 | 33 | 69 | | |
| Associate | 0 | 0 | 0 | 4 | 9 | 13 | 0 | 0 | 0 | 12 | 4 | 16 | 0 | 0 | 0 | 3 | 1 | 4 | 0 | 0 | 0 | 19 | 14 | 33 | | |
| Bachelor's | 0 | 0 | 0 | 7 | 13 | 20 | 0 | 0 | 0 | 5 | 1 | 6 | 0 | 0 | 0 | 5 | 5 | 10 | 0 | 0 | 0 | 17 | 19 | 36 | | |
| Legal Professions and Studies | 0 | 0 | 0 | 0 | 0 | 0 | 0 | 0 | 0 | 0 | 0 | 0 | 0 | 0 | 0 | 0 | 0 | 0 | 48 | 41 | 89 | 48 | 41 | 89 | | |
| Certificate | 0 | 0 | 0 | 0 | 0 | 0 | 0 | 0 | 0 | 0 | 0 | 0 | 0 | 0 | 0 | 0 | 0 | 0 | 4 | 0 | 4 | 4 | 0 | 4 | | |
| Law - Master (L.L.M.) | 0 | 0 | 0 | 0 | 0 | 0 | 0 | 0 | 0 | 0 | 0 | 0 | 0 | 0 | 0 | 0 | 0 | 0 | 1 | 4 | 5 | 1 | 4 | 5 | | |
| Law - Doctor - professional practice (J.D.) | 0 | 0 | 0 | 0 | 0 | 0 | 0 | 0 | 0 | 0 | 0 | 0 | 0 | 0 | 0 | 0 | 0 | 0 | 43 | 37 | 80 | 43 | 37 | 80 | | |
| Liberal Arts and Sciences, General Studies and Humanities | 8 | 6 | 14 | 50 | 110 | 160 | 4 | 5 | 9 | 0 | 6 | 6 | 7 | 8 | 15 | 5 | 24 | 29 | 11 | 20 | 31 | 85 | 179 | 264 | | |
| Associate | 0 | 0 | 0 | 9 | 23 | 32 | 0 | 0 | 0 | 0 | 1 | 1 | 3 | 4 | 7 | 1 | 8 | 9 | 0 | 0 | 0 | 13 | 36 | 49 | | |
| Bachelor's | 8 | 6 | 14 | 41 | 87 | 128 | 4 | 5 | 9 | 0 | 5 | 5 | 4 | 4 | 8 | 4 | 16 | 20 | 11 | 20 | 31 | 72 | 143 | 215 | | |
| Library Science | 0 | 0 | 0 | 6 | 18 | 24 | 0 | 0 | 0 | 0 | 0 | 0 | 0 | 0 | 0 | 0 | 0 | 0 | 0 | 0 | 0 | 6 | 18 | 24 | | |
| Associate | 0 | 0 | 0 | 1 | 3 | 4 | 0 | 0 | 0 | 0 | 0 | 0 | 0 | 0 | 0 | 0 | 0 | 0 | 0 | 0 | 0 | 1 | 3 | 4 | | |
| Bachelor's | 0 | 0 | 0 | 5 | 15 | 20 | 0 | 0 | 0 | 0 | 0 | 0 | 0 | 0 | 0 | 0 | 0 | 0 | 0 | 0 | 0 | 5 | 15 | 20 | | |
| Mathematics and Statistics | 14 | 4 | 18 | 0 | 0 | 0 | 4 | 3 | 7 | 0 | 0 | 0 | 0 | 0 | 0 | 0 | 0 | 0 | 13 | 2 | 15 | 31 | 9 | 40 | | |
| Bachelor's | 11 | 2 | 13 | 0 | 0 | 0 | 4 | 3 | 7 | 0 | 0 | 0 | 0 | 0 | 0 | 0 | 0 | 0 | 10 | 1 | 11 | 25 | 6 | 31 | | |
| Master's | 3 | 2 | 5 | 0 | 0 | 0 | 0 | 0 | 0 | 0 | 0 | 0 | 0 | 0 | 0 | 0 | 0 | 0 | 3 | 1 | 4 | 6 | 3 | 9 | | |
| Multi/Interdisciplinary Studies | 25 | 50 | 75 | 0 | 2 | 2 | 2 | 6 | 8 | 0 | 0 | 0 | 0 | 0 | 0 | 0 | 4 | 4 | 0 | 2 | 2 | 27 | 64 | 91 | | |
| Certificate | 2 | 5 | 7 | 0 | 0 | 0 | 0 | 0 | 0 | 0 | 0 | 0 | 0 | 0 | 0 | 0 | 0 | 0 | 0 | 2 | 2 | 2 | 7 | 9 | | |
| Associate | 0 | 0 | 0 | 0 | 1 | 1 | 0 | 0 | 0 | 0 | 0 | 0 | 0 | 0 | 0 | 0 | 0 | 0 | 0 | 0 | 0 | 0 | 1 | 1 | | |
| Bachelor's | 12 | 26 | 38 | 0 | 1 | 1 | 2 | 6 | 8 | 0 | 0 | 0 | 0 | 0 | 0 | 0 | 4 | 4 | 0 | 0 | 0 | 14 | 37 | 51 | | |
| Master's | 11 | 13 | 24 | 0 | 0 | 0 | 0 | 0 | 0 | 0 | 0 | 0 | 0 | 0 | 0 | 0 | 0 | 0 | 0 | 0 | 0 | 11 | 13 | 24 | | |
| Doctorate | 0 | 6 | 6 | 0 | 0 | 0 | 0 | 0 | 0 | 0 | 0 | 0 | 0 | 0 | 0 | 0 | 0 | 0 | 0 | 0 | 0 | 0 | 6 | 6 | | |

2016-17 Degrees Conferred Report – The University of Maine System

| Discipline & Degree Level | UM | | | UMA | | | UMF | | | UMFK | | | UMM | | | UMPI | | | USM | | | Total | | |
|---|--------------|--------------|--------------|------------|------------|------------|------------|------------|------------|-----------|------------|------------|-----------|-----------|-----------|-----------|------------|------------|------------|--------------|--------------|--------------|--------------|--------------|
| | Men | Women | Total | Men | Women | Total | Men | Women | Total | Men | Women | Total | Men | Women | Total | Men | Women | Total | Men | Women | Total | Men | Women | Total |
| Natural Resources and Conservation | 57 | 43 | 100 | 0 | 0 | 0 | 2 | 4 | 6 | 9 | 1 | 10 | 0 | 1 | 1 | 5 | 1 | 6 | 12 | 15 | 27 | 85 | 65 | 150 |
| Certificate | 0 | 0 | 0 | 0 | 0 | 0 | 0 | 0 | 0 | 0 | 0 | 0 | 0 | 0 | 0 | 1 | 0 | 1 | 2 | 1 | 3 | 3 | 1 | 4 |
| Associate | 0 | 0 | 0 | 0 | 0 | 0 | 0 | 0 | 0 | 8 | 0 | 8 | 0 | 0 | 0 | 0 | 0 | 0 | 0 | 0 | 0 | 8 | 0 | 8 |
| Bachelor's | 41 | 26 | 67 | 0 | 0 | 0 | 2 | 4 | 6 | 1 | 1 | 2 | 0 | 1 | 1 | 4 | 1 | 5 | 10 | 14 | 24 | 58 | 47 | 105 |
| Master's | 11 | 11 | 22 | 0 | 0 | 0 | 0 | 0 | 0 | 0 | 0 | 0 | 0 | 0 | 0 | 0 | 0 | 0 | 0 | 0 | 0 | 11 | 11 | 22 |
| Doctorate | 5 | 6 | 11 | 0 | 0 | 0 | 0 | 0 | 0 | 0 | 0 | 0 | 0 | 0 | 0 | 0 | 0 | 0 | 0 | 0 | 0 | 5 | 6 | 11 |
| Parks, Recreation, Leisure, and Fitness Studies | 11 | 5 | 16 | 0 | 0 | 0 | 0 | 0 | 0 | 0 | 0 | 0 | 5 | 4 | 9 | 0 | 0 | 0 | 14 | 9 | 23 | 30 | 18 | 48 |
| Bachelor's | 11 | 5 | 16 | 0 | 0 | 0 | 0 | 0 | 0 | 0 | 0 | 0 | 5 | 4 | 9 | 0 | 0 | 0 | 14 | 9 | 23 | 30 | 18 | 48 |
| Philosophy and Religious Studies | 7 | 0 | 7 | 0 | 0 | 0 | 1 | 0 | 1 | 0 | 0 | 0 | 0 | 0 | 0 | 0 | 0 | 0 | 4 | 4 | 8 | 12 | 4 | 16 |
| Bachelor's | 7 | 0 | 7 | 0 | 0 | 0 | 1 | 0 | 1 | 0 | 0 | 0 | 0 | 0 | 0 | 0 | 0 | 0 | 4 | 4 | 8 | 12 | 4 | 16 |
| Physical Sciences | 26 | 12 | 38 | 0 | 0 | 0 | 1 | 0 | 1 | 0 | 0 | 0 | 0 | 0 | 0 | 0 | 0 | 0 | 9 | 11 | 20 | 36 | 23 | 59 |
| Bachelor's | 15 | 6 | 21 | 0 | 0 | 0 | 1 | 0 | 1 | 0 | 0 | 0 | 0 | 0 | 0 | 0 | 0 | 0 | 9 | 11 | 20 | 25 | 17 | 42 |
| Master's | 6 | 4 | 10 | 0 | 0 | 0 | 0 | 0 | 0 | 0 | 0 | 0 | 0 | 0 | 0 | 0 | 0 | 0 | 0 | 0 | 0 | 6 | 4 | 10 |
| Doctorate | 5 | 2 | 7 | 0 | 0 | 0 | 0 | 0 | 0 | 0 | 0 | 0 | 0 | 0 | 0 | 0 | 0 | 0 | 0 | 0 | 0 | 5 | 2 | 7 |
| Psychology | 22 | 81 | 103 | 0 | 0 | 0 | 9 | 32 | 41 | 0 | 0 | 0 | 6 | 18 | 24 | 1 | 11 | 12 | 15 | 59 | 74 | 53 | 201 | 254 |
| Certificate | 0 | 0 | 0 | 0 | 0 | 0 | 0 | 5 | 5 | 0 | 0 | 0 | 0 | 0 | 0 | 0 | 0 | 0 | 0 | 2 | 2 | 0 | 7 | 7 |
| Bachelor's | 20 | 71 | 91 | 0 | 0 | 0 | 9 | 27 | 36 | 0 | 0 | 0 | 6 | 18 | 24 | 1 | 11 | 12 | 12 | 42 | 54 | 48 | 169 | 217 |
| Master's | 1 | 5 | 6 | 0 | 0 | 0 | 0 | 0 | 0 | 0 | 0 | 0 | 0 | 0 | 0 | 0 | 0 | 0 | 1 | 13 | 14 | 2 | 18 | 20 |
| Doctorate | 1 | 5 | 6 | 0 | 0 | 0 | 0 | 0 | 0 | 0 | 0 | 0 | 0 | 0 | 0 | 0 | 0 | 0 | 2 | 2 | 4 | 3 | 7 | 10 |
| Public Administration and Social Service Professions | 12 | 64 | 76 | 3 | 16 | 19 | 0 | 0 | 0 | 0 | 0 | 0 | 0 | 0 | 0 | 13 | 13 | 23 | 55 | 78 | 38 | 148 | 186 | |
| Certificate | 0 | 0 | 0 | 0 | 0 | 0 | 0 | 0 | 0 | 0 | 0 | 0 | 0 | 0 | 0 | 0 | 0 | 0 | 0 | 1 | 1 | 0 | 1 | 1 |
| Associate | 0 | 0 | 0 | 0 | 1 | 1 | 0 | 0 | 0 | 0 | 0 | 0 | 0 | 0 | 0 | 0 | 0 | 0 | 0 | 0 | 0 | 0 | 1 | 1 |
| Bachelor's | 5 | 34 | 39 | 3 | 15 | 18 | 0 | 0 | 0 | 0 | 0 | 0 | 0 | 0 | 0 | 0 | 13 | 13 | 4 | 28 | 32 | 12 | 90 | 102 |
| Master's | 7 | 30 | 37 | 0 | 0 | 0 | 0 | 0 | 0 | 0 | 0 | 0 | 0 | 0 | 0 | 0 | 0 | 0 | 18 | 26 | 44 | 25 | 56 | 81 |
| Doctorate | 0 | 0 | 0 | 0 | 0 | 0 | 0 | 0 | 0 | 0 | 0 | 0 | 0 | 0 | 0 | 0 | 0 | 0 | 1 | 0 | 1 | 1 | 0 | 1 |
| Social Sciences | 46 | 62 | 108 | 0 | 0 | 0 | 3 | 6 | 9 | 0 | 8 | 8 | 2 | 0 | 2 | 2 | 1 | 3 | 56 | 78 | 134 | 109 | 155 | 264 |
| Certificate | 0 | 0 | 0 | 0 | 0 | 0 | 0 | 0 | 0 | 0 | 0 | 0 | 2 | 0 | 2 | 0 | 0 | 0 | 6 | 3 | 9 | 8 | 3 | 11 |
| Associate | 0 | 0 | 0 | 0 | 0 | 0 | 0 | 0 | 0 | 0 | 1 | 1 | 0 | 0 | 0 | 0 | 0 | 0 | 0 | 0 | 0 | 0 | 1 | 1 |
| Bachelor's | 40 | 58 | 98 | 0 | 0 | 0 | 3 | 6 | 9 | 0 | 7 | 7 | 0 | 0 | 0 | 2 | 1 | 3 | 50 | 75 | 125 | 95 | 147 | 242 |
| Master's | 6 | 4 | 10 | 0 | 0 | 0 | 0 | 0 | 0 | 0 | 0 | 0 | 0 | 0 | 0 | 0 | 0 | 0 | 0 | 0 | 0 | 6 | 4 | 10 |
| Transportation and Materials Moving | 0 | 0 | 0 | 4 | 0 | 4 | 0 | 0 | 0 | 0 | 0 | 0 | 0 | 0 | 0 | 0 | 0 | 0 | 0 | 0 | 0 | 4 | 0 | 4 |
| Bachelor's | 0 | 0 | 0 | 4 | 0 | 4 | 0 | 0 | 0 | 0 | 0 | 0 | 0 | 0 | 0 | 0 | 0 | 0 | 0 | 0 | 0 | 4 | 0 | 4 |
| Visual and Performing Arts | 8 | 15 | 23 | 1 | 5 | 6 | 5 | 6 | 11 | 0 | 0 | 0 | 1 | 2 | 3 | 0 | 3 | 3 | 24 | 30 | 54 | 39 | 61 | 100 |
| Certificate | 0 | 0 | 0 | 0 | 0 | 0 | 0 | 0 | 0 | 0 | 0 | 0 | 0 | 1 | 1 | 0 | 0 | 0 | 0 | 0 | 0 | 0 | 1 | 1 |
| Bachelor's | 7 | 9 | 16 | 1 | 5 | 6 | 5 | 6 | 11 | 0 | 0 | 0 | 1 | 1 | 2 | 0 | 3 | 3 | 23 | 29 | 52 | 37 | 53 | 90 |
| Master's | 1 | 6 | 7 | 0 | 0 | 0 | 0 | 0 | 0 | 0 | 0 | 0 | 0 | 0 | 0 | 0 | 0 | 0 | 1 | 1 | 2 | 2 | 7 | 9 |
| Total | 1,039 | 1,152 | 2,191 | 168 | 464 | 632 | 108 | 294 | 402 | 68 | 171 | 239 | 30 | 63 | 93 | 49 | 101 | 150 | 663 | 1,049 | 1,712 | 2,125 | 3,294 | 5,419 |
| Certificate | 20 | 61 | 81 | 12 | 47 | 59 | 6 | 32 | 38 | 0 | 0 | 0 | 2 | 6 | 8 | 1 | 0 | 1 | 30 | 84 | 114 | 71 | 230 | 301 |
| Associate's | 0 | 0 | 0 | 36 | 118 | 154 | 0 | 0 | 0 | 22 | 7 | 29 | 4 | 5 | 9 | 8 | 16 | 24 | 0 | 1 | 1 | 70 | 147 | 217 |
| Bachelor's | 857 | 824 | 1,681 | 120 | 299 | 419 | 101 | 237 | 338 | 46 | 164 | 210 | 24 | 52 | 76 | 40 | 85 | 125 | 474 | 612 | 1,086 | 1,662 | 2,273 | 3,935 |
| Master's | 133 | 238 | 371 | 0 | 0 | 0 | 1 | 25 | 26 | 0 | 0 | 0 | 0 | 0 | 0 | 0 | 0 | 0 | 112 | 309 | 421 | 246 | 572 | 818 |
| Doctorate | 29 | 29 | 58 | 0 | 0 | 0 | 0 | 0 | 0 | 0 | 0 | 0 | 0 | 0 | 0 | 0 | 0 | 0 | 3 | 2 | 5 | 32 | 31 | 63 |
| Law | | | | 0 | 0 | 0 | 0 | 0 | 0 | 0 | 0 | 0 | 0 | 0 | 0 | 0 | 0 | 0 | 44 | 41 | 85 | 44 | 41 | 85 |