



University of Maine System

2017-18

Financial Aid Report

2017-18 Financial Aid Report – The University of Maine System

INTRODUCTION

The following financial aid report provides an overview of financial aid types and funding sources within the University of Maine System.

Notes:

1. As of 2013-14, all data is based on aid year for loans, scholarships, and grants and is based on fiscal year for tuition waivers and work study. All figures exclude private loans. Prior to 2013-14, all data was reconciled to the fiscal year. The UMS fiscal year runs from July 1 to June 30.
2. Some totals may not appear to sum correctly due to rounding.

Data Source: PeopleSoft Database; the University of Maine System. All data as of 10/2/2018.

TABLE OF CONTENTS

Highlights 3
Summary of Total Financial Aid 4
Summary of Financial Aid Distribution by Source and Type..... 5-6
Summary of Scholarships, Grants, & Waivers 7
Summary of Federal Work Study Program 8
Summary of Loan Programs..... 9
Cost of Education 10
Income Levels..... 11
Detailed Financial Aid by Source of Funding 12
Detailed Financial Aid by University 13
Detailed Tuition Waivers by University 14
Student Loans by University 15
Glossary of Student Aid Programs 16-18

HIGHLIGHTS

- Total financial aid in the University of Maine System (UMS) was \$289.7 million in 2017-18. Financial aid increased \$6.2 million, or 2.2%, compared with the previous year. The total number of students receiving aid increased by 0.4%, or 102 students, from last year. The average aid award out of the 23,948 students receiving aid in the system was \$12,096, a 1.8% increase from the prior year.

Financial Aid Source

- Federal aid comprised 61% of total aid awarded in 2017-18, while institutional aid accounted for 32%, and state and private aid accounted for 3% and 4% respectively.
- Institutional aid grew the most over the past five years with an average increase of 9.4%. Compared to last year, institutional aid grew 15.0% or \$12.1 million. Federal funding had a mean change decline of 3.8% over the last five years. Relative to last year, federal funding dropped 1.8% or \$3.2 million. State aid, although up from five years ago, declined by 13.9% or \$1.6 million compared to last year. Private aid (scholarships) also decreased by 8.6% or \$1.0 million relative to last year.

Financial Aid Type

- Loans made up 43% of the total financial aid disbursements. Scholarships, grants, and waivers accounted for 55% of aid awarded, and work study constituted 2%.
- In 2017-18, loans totaled \$125.9 million (a decrease of 4.4%, or \$5.7 million, relative to last year). Unsubsidized loans accounting for 48.0% of all loan aid, or \$60.5 million. Total Direct Loan Program aid amounted to \$122.0 million in 2017-18.
- Scholarships, grants, and waivers totaled \$158.0 million in 2017-18, an increase of 8.2%, or \$12.0 million, compared to the previous year. The average percentage change over all five years was an increase of 4.6%. The university match portion of SEOG made up \$1.3 million of the \$6.1 million dollar total SEOG aid. Unrestricted scholarships from university funding and federal Pell grants compose just under three-quarters (73.3%) of all scholarships, grants, and waivers funding.
- Students received a total of \$5.7 million under the Federal Work Study program, \$4.5 million of which originated from the Federal Government and \$1.2 million in matching funds from UMS institutions. The amount awarded through work study was mostly unchanged from last year.

Cost of Education

- Changes in the average undergraduate student budget may be due to changes in the reporting methodology implemented in 2017-18. While previous years used a weighted average, an ordinary arithmetic mean is now reported.
- The average student aid package is based on undergraduate, in-state students intending to live on-campus. Family contributions accounted for 27% of the average student aid package in 2017-18. Scholarships and waivers comprised 33% of aid. Work study made up 8%. Need-based loans made up 19% of the average student aid package.

Income

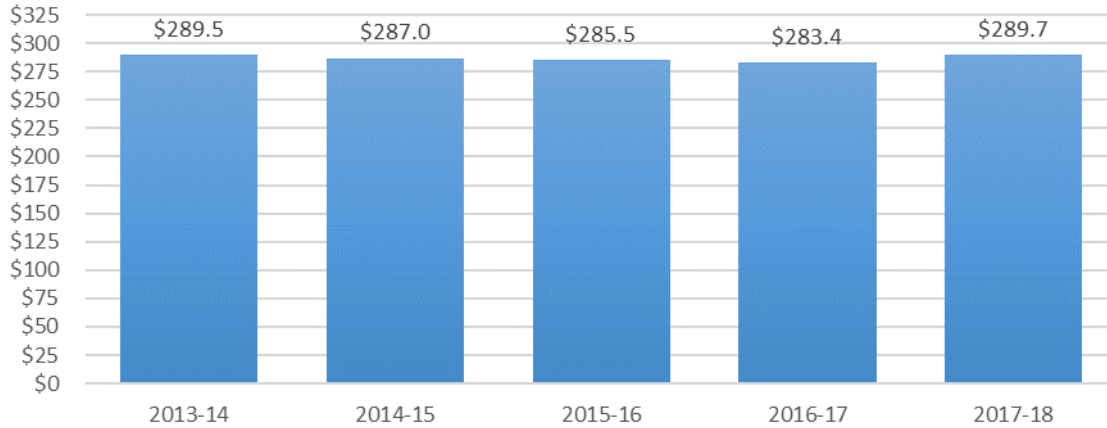
- Approximately 11,636 in-state, undergraduate students received some form of need-based federal financial aid during 2017-18. Out of the combined in-state, undergraduate, need-based federal aid recipients, 47% had annual family incomes of less than \$30,000 and 73% had family incomes of less than \$60,000.

2017-18 Financial Aid Report – The University of Maine System

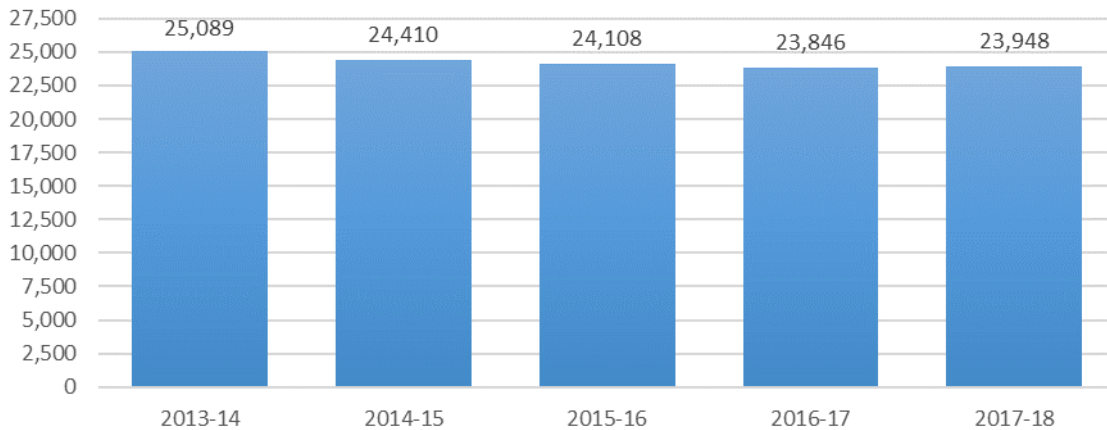
Summary of Total Financial Aid

Total financial aid in the University of Maine System (UMS) was \$289.7 million in 2017-18. Financial aid increased \$6.2 million, or 2.2%, compared with the previous year. The total number of students receiving aid increased by 0.4%, or 102 students, from last year. The average aid award out of the 23,948 students receiving aid in the system was \$12,096, a 1.8% increase from the prior year.

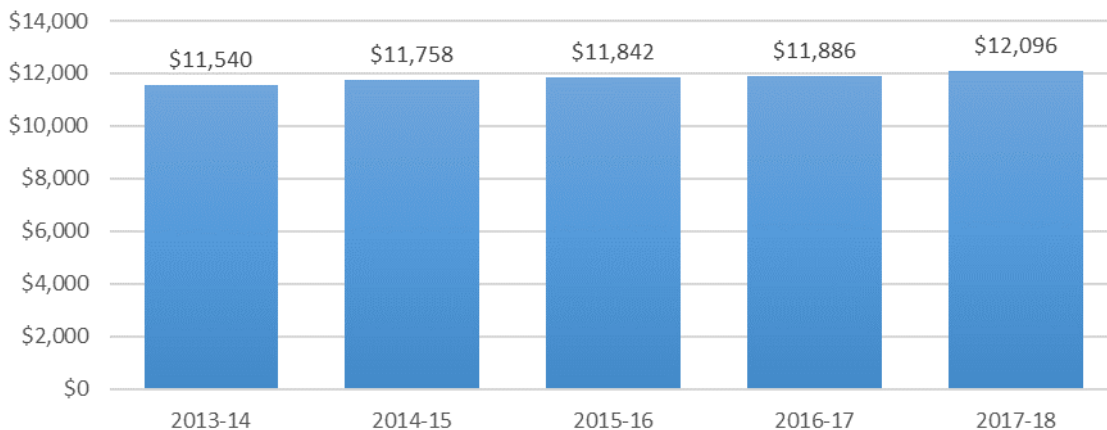
Total Financial Aid (in millions)



Total Students Receiving Aid



Average Award Per Student

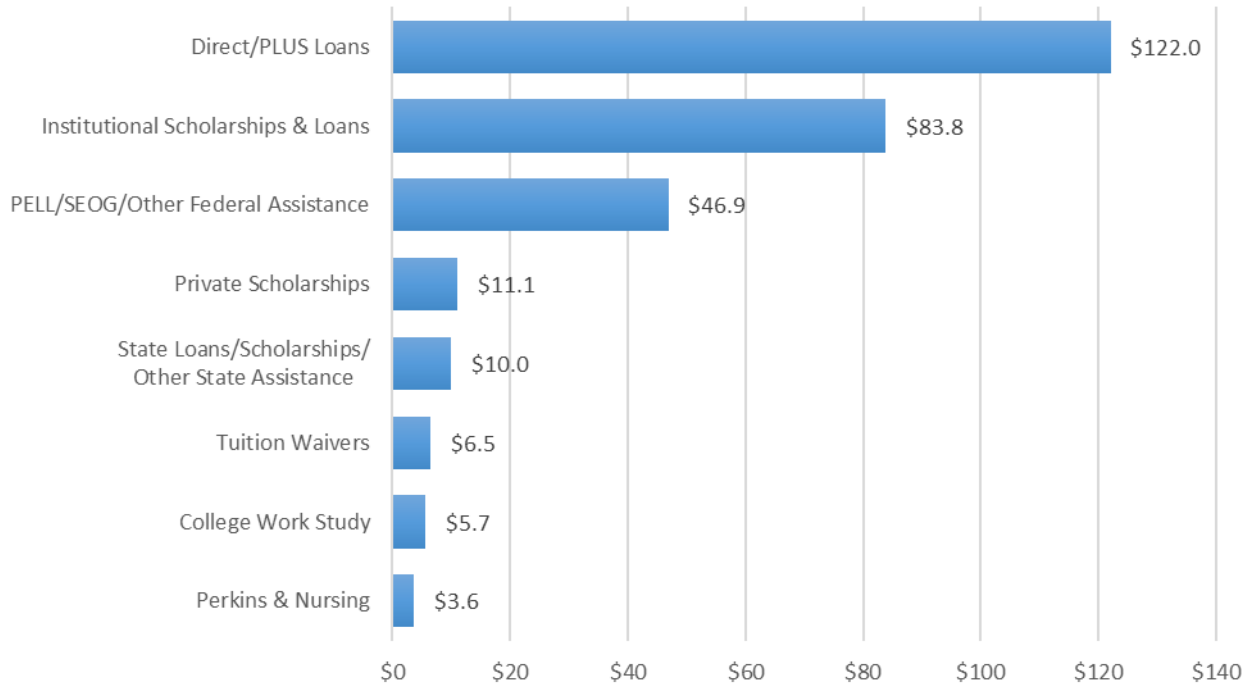


2017-18 Financial Aid Report – The University of Maine System

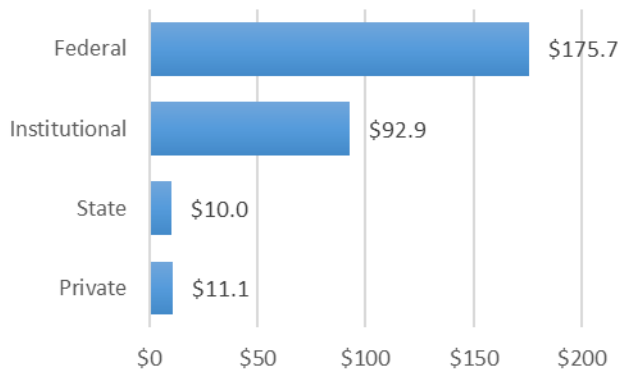
Summary of Financial Aid Distribution by Source and Type

Federal aid comprised 61% of total aid awarded in 2017-18, while institutional aid accounted for 32%, and state and private aid accounted for 3% and 4% respectively. Loans made up 43% of the total financial aid disbursements. Scholarships, grants, and waivers accounted for 55% of aid awarded, and work study constituted 2%.

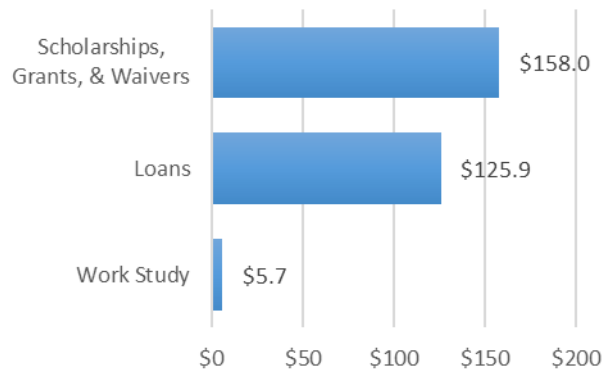
Aid Distribution (in millions)



Sources of Aid (in millions)



Types of Aid (in millions)



2017-18 Financial Aid Report – The University of Maine System

Scholarships, grants, and waivers increased 8.2%, or \$12.0 million, compared to the previous year. The average percentage change over all five years was an increase of 4.6%. Loans decreased 4.4%, or \$5.7 million, compared to last year. Work study was mostly unchanged from last year.

Institutional aid grew the most over the past five years with an average increase of 9.4%. Compared to last year, institutional aid grew 15.0% or \$12.1 million. Federal funding had a mean change of -3.8% over the last five years. Relative to last year, federal funding dropped 1.8% or \$3.2 million. State aid, although up from five years ago, declined by 13.9% or \$1.6 million compared to last year. Private scholarships also decreased by 8.6% or \$1.0 million relative to last year.

Financial Aid by Type (\$ in Millions)

	2013-14		2014-15		2015-16		2016-17		2017-18		Avg Chg	Avg Chg
	\$	%	\$	%	\$	%	\$	%	\$	%	\$	%
Loans	\$151.7	52%	\$143.7	50%	\$134.8	47%	\$131.7	46%	\$125.9	43%	(\$6.4)	-4.5%
Scholarships, Grants, & Waivers	\$132.0	46%	\$137.5	48%	\$144.7	51%	\$146.1	52%	\$158.0	55%	\$6.5	4.6%
Work Study	\$5.9	2%	\$5.9	2%	\$6.0	2%	\$5.7	2%	\$5.7	2%	(\$0.1)	-0.8%
Total	\$289.5	100%	\$287.0	100%	\$285.5	100%	\$283.4	100%	\$289.7	100%	\$0.0	0.0%

Financial Aid by Source (\$ in Millions)

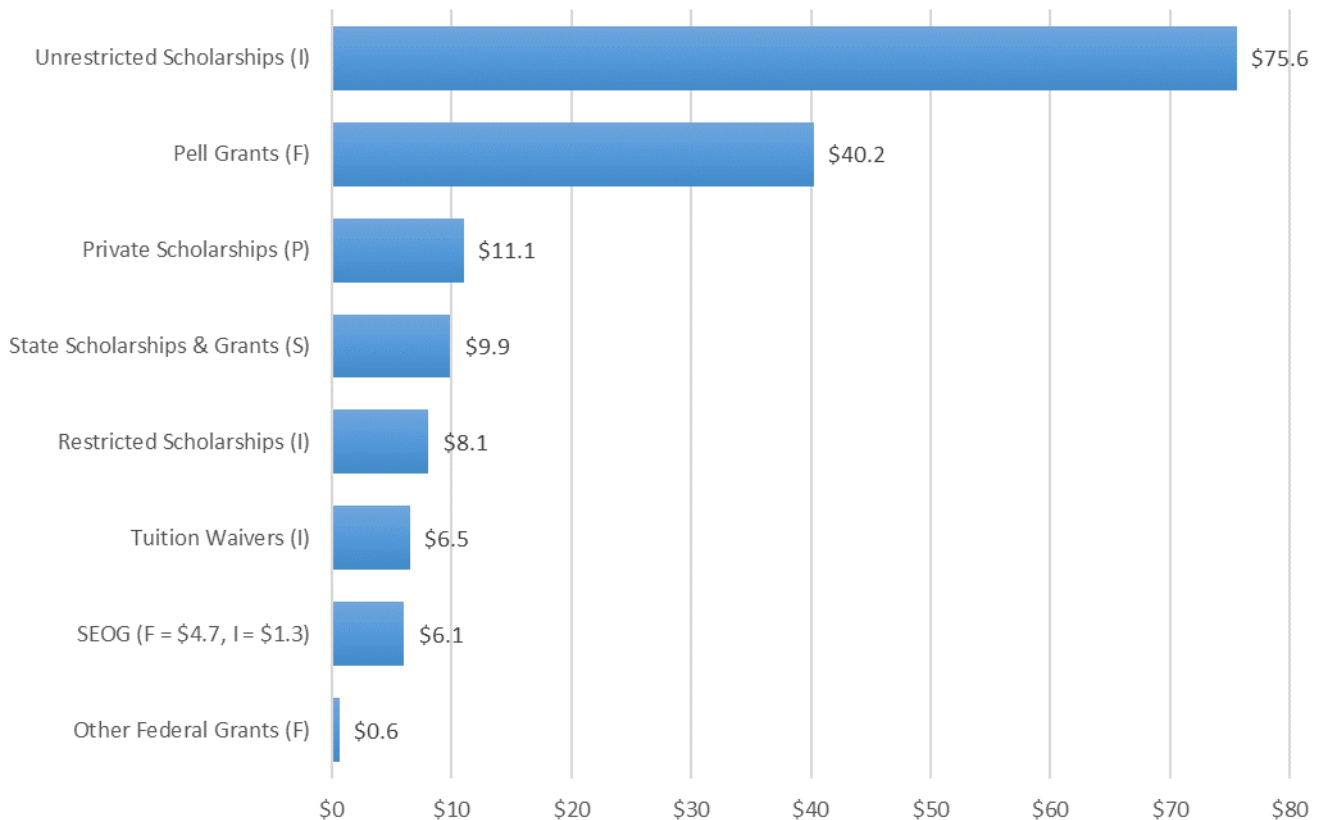
	2013-14		2014-15		2015-16		2016-17		2017-18		Avg Chg	Avg Chg
	\$	%	\$	%	\$	%	\$	%	\$	%	\$	%
Federal	\$205.1	71%	\$196.1	68%	\$185.6	65%	\$178.9	63%	\$175.7	61%	(\$7.3)	-3.8%
Institutional	\$65.0	22%	\$70.7	25%	\$77.4	27%	\$80.8	29%	\$92.9	32%	\$7.0	9.4%
State	\$8.6	3%	\$9.5	3%	\$11.5	4%	\$11.7	4%	\$10.0	3%	\$0.4	4.9%
Private	\$10.9	4%	\$10.8	4%	\$11.0	4%	\$12.1	4%	\$11.1	4%	\$0.0	0.5%
Total	\$289.5	100%	\$287.0	100%	\$285.5	100%	\$283.4	100%	\$289.7	100%	\$0.0	0.0%

2017-18 Financial Aid Report – The University of Maine System

Summary of Scholarships, Grants, & Waivers

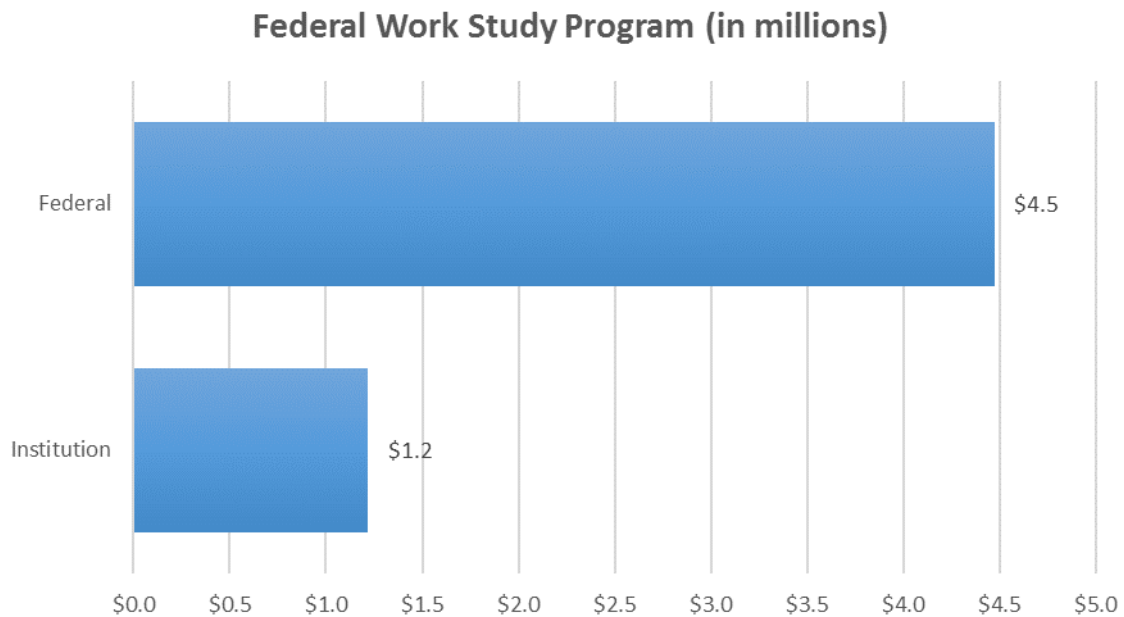
Scholarships, grants, and waivers totaled \$158.0 million in 2017-18. Financial aid in these categories do not require repayment by the student. The chart below shows aid that is either federally funded (F), institutional aid (I), state sponsored (S), or underwritten by private sources (P). Pell and the Supplemental Educational Opportunity Grant (SEOG) are programs based on student need, with some SEOG funding matched by the universities. The university match portion of SEOG made up \$1.3 million of the \$6.1 million dollar total SEOG aid. Multiple criteria may determine restricted and unrestricted scholarship awards, such as merit, need, diversity, or donor-specific criteria. The UMS grants tuition waivers based on specific eligibility requirements; for example, the Native American tuition waiver for members or descendants of American Indian tribes. Unrestricted scholarships from university funding and federal Pell grants compose just under three-quarters (73.3%) of all scholarships, grants, and waivers funding.

Scholarships, Grants, & Waivers (in millions)



Summary of Federal Work Study Program

Students received a total of \$5.7 million under the Federal Work Study program, \$4.5 million of which originated from the Federal Government and \$1.2 million in matching funds from UMS institutions. Students have employment opportunities in a variety of positions for universities and their off-campus partners. Students will ideally have opportunities to work in positions designed to complement the students' major. The Federal Work Study Program is part of the self-help component of a student's financial aid package.

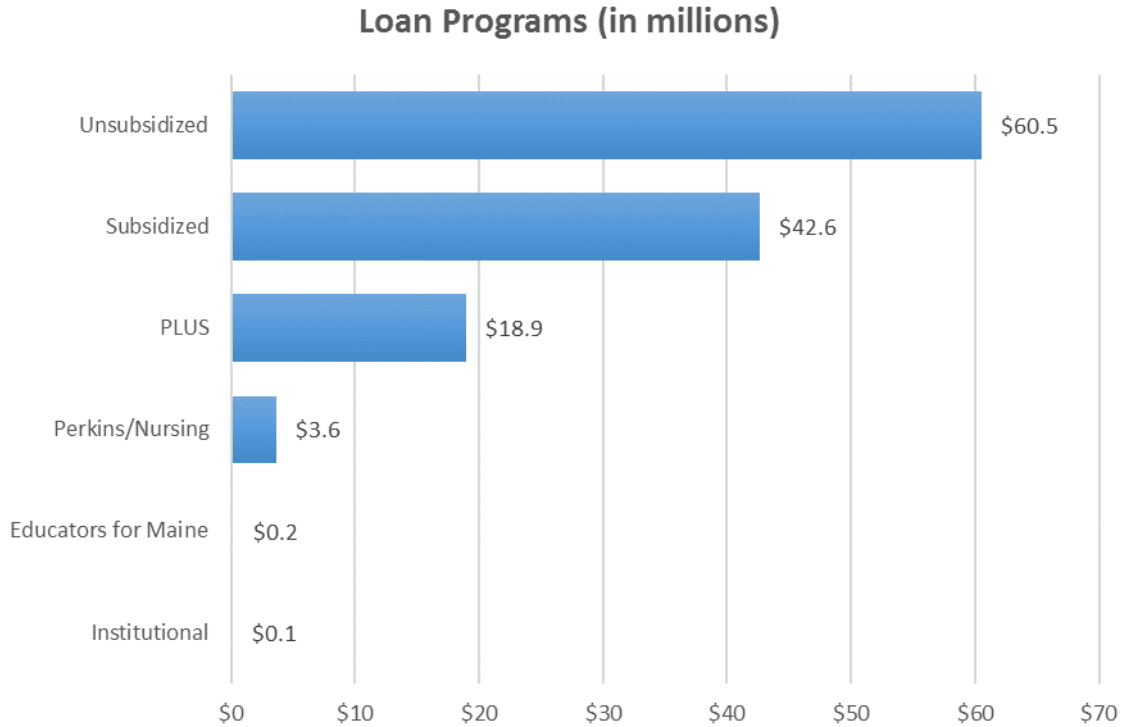


2017-18 Financial Aid Report – The University of Maine System

Summary of Loan Programs

In 2017-18, loans totaled \$125.9 million, with unsubsidized loans accounting for 48.0% of all loan aid, or \$60.5 million. The Federal Government backs most loan aid, with some provided by the State of Maine and the UMS.

Unsubsidized, subsidized, and PLUS loans are part of the William D. Ford Federal Direct Loan Program. Total Direct Loan Program aid came to \$122.0 million in 2017-18. PLUS loans are designated for parents of dependent undergraduate students, or graduate/professional students. The Federal government administers Direct Loans in cooperation with universities and provides the funding.



2017-18 Financial Aid Report – The University of Maine System

Cost of Education

The Financial Aid Office at each university is responsible for developing a student budget that meets the needs of the region's students and the university. Federal guidelines help determine student eligibility for financial aid. The average student aid package is based on undergraduate, in-state students intending to live on-campus.

Up until 2017-18, the Average Undergraduate Student Budget reported weighted average tuition data. However, starting with 2017-18, the UMS changed reporting methods such that an ordinary arithmetic mean is used. Therefore, changes in the Average Undergraduate Student Budget may be the result of this change in methodology.

Family contributions (which may include loans from private sources) accounted for 27% of the average student aid package in 2017-18. Scholarships and waivers comprised 33% of aid. Work study made up 8%. Need-based loans made up 19% of the average student aid package.

Scholarship, grants, and waiver aid increased by an average of 3.4% over the last five aid years. Aid from outside sources (i.e., private scholarships) similarly increased by an average of 4.7% during the same time frame. Need-based loans have remained relatively stable over the last five aid years, showing an average decrease of 0.4%. Likewise, the average amount for work study increased slightly by 0.8% on average. Family contribution decreased by 7.1% on average.

	Average Undergraduate Student Budget										Avg Chg \$	Avg Chg %
	2013-14		2014-15		2015-16		2016-17		2017-18*			
	\$ Amt	%	\$ Amt	%	\$ Amt	%	\$ Amt	%	\$ Amt	%		
Tuition & Fees	\$9,020	41%	\$9,091	41%	\$9,101	41%	\$9,108	41%	\$8,630	40%	(\$98)	-1.1%
Room & Board	\$9,015	41%	\$9,060	41%	\$9,295	42%	\$9,618	43%	\$8,856	41%	(\$40)	-0.3%
Transportation	\$1,411	6%	\$1,400	6%	\$1,290	6%	\$1,255	6%	\$1,336	6%	(\$19)	-1.2%
Books/Supplies	\$1,095	5%	\$1,088	5%	\$1,057	5%	\$1,051	5%	\$1,009	5%	(\$22)	-2.0%
Misc.	\$1,587	7%	\$1,550	7%	\$1,522	7%	\$1,451	6%	\$1,517	7%	(\$18)	-1.1%
Total	\$22,128	100%	\$22,189	100%	\$22,265	100%	\$22,483	100%	\$21,348	100%	(\$195)	-0.9%

	Average Student Aid Package										Avg Chg \$	Avg Chg %
	2013-14		2014-15		2015-16		2016-17		2017-18			
	\$ Amt	%	\$ Amt	%	\$ Amt	%	\$ Amt	%	\$ Amt	%		
Family Contribution	\$7,858	36%	\$7,543	34%	\$6,991	31%	\$7,269	32%	\$5,731	27%	(\$532)	-7.1%
Work Study	\$1,550	7%	\$1,541	7%	\$1,574	7%	\$1,551	7%	\$1,602	8%	\$13	0.8%
Scholarship/Waiver	\$6,114	28%	\$6,408	29%	\$6,920	31%	\$6,639	30%	\$6,971	33%	\$214	3.4%
Need-Based Loans	\$4,061	18%	\$4,112	19%	\$4,040	18%	\$4,179	19%	\$3,989	19%	(\$18)	-0.4%
Outside Sources	\$2,544	11%	\$2,585	12%	\$2,739	12%	\$2,845	13%	\$3,055	14%	\$128	4.7%
Total	\$22,128	100%	\$22,189	100%	\$22,265	100%	\$22,483	100%	\$21,348	100%	(\$195)	-0.9%

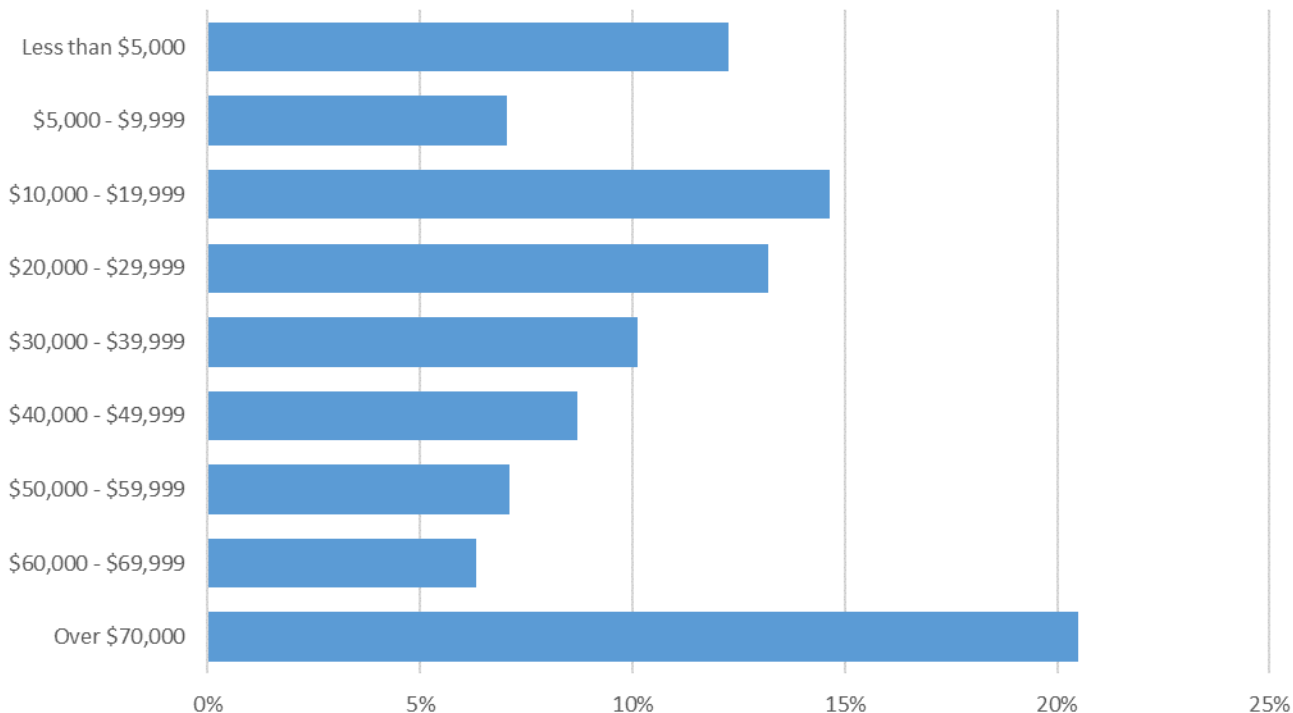
* Starting in 2017-18, the UMS now reports an ordinary arithmetic mean for tuition. Prior to 2017-18, figures reflect a weighted average.

2017-18 Financial Aid Report – The University of Maine System

Income Levels

Approximately 11,636 in-state, undergraduate students received some form of need-based federal financial aid during 2017-18. Students with parental income considered for financial aid purposes are dependent students and those who no longer rely on parental support are independent students. Out of the combined in-state, undergraduate, need-based federal aid recipients, 47% had annual family incomes of less than \$30,000 and 73% had family incomes of less than \$60,000.

**Income Levels for Aid Year 2017-18 In-State, Undergraduate,
Need-Based Federal Aid Recipients**



In-State, Undergraduate, Need-Based Federal Aid Recipients

Income Levels	Dependent +		
	Dependent	Independent	Independent
Less than \$5,000	6%	21%	12%
\$5,000 - \$9,999	3%	13%	7%
\$10,000 - \$19,999	9%	23%	15%
\$20,000 - \$29,999	10%	17%	13%
\$30,000 - \$39,999	11%	8%	10%
\$40,000 - \$49,999	11%	6%	9%
\$50,000 - \$59,999	9%	4%	7%
\$60,000 - \$69,999	9%	3%	6%
Over \$70,000	31%	5%	21%
	100%	100%	100%
Summary by Income Brackets			
Less than \$30,000	28%	74%	47%
Less than \$60,000	60%	92%	73%

2017-18 Financial Aid Report – The University of Maine System

Detailed Financial Aid by Source of Funding

Financial Aid by Source of Funding (\$ in Millions)

		2013-14		2014-15		2015-16		2016-17		2017-18		Avg Chg \$	Avg Chg %
Federal	Direct/PLUS Loans	\$145.8	50%	\$138.4	48%	\$129.6	45%	\$126.3	45%	\$122.0	42%	(\$5.9)	-4.3%
	PELL	\$44.0	15%	\$43.1	15%	\$41.5	15%	\$38.2	13%	\$40.2	14%	(\$0.9)	-2.1%
	SEOG & Other Grants	\$5.2	2%	\$5.1	2%	\$4.9	2%	\$4.9	2%	\$5.3	2%	\$0.0	0.9%
	Work Study	\$4.6	2%	\$4.5	2%	\$4.6	2%	\$4.4	2%	\$4.5	2%	(\$0.0)	-0.6%
	Perkins/Nursing	\$5.5	2%	\$5.0	2%	\$4.8	2%	\$5.1	2%	\$3.6	1%	(\$0.5)	-9.1%
	Subtotal	\$205.1	71%	\$196.1	68%	\$185.4	65%	\$178.7	63%	\$175.5	61%	(\$7.4)	-3.8%
Institutional	Scholarships	\$56.1	19%	\$61.9	22%	\$68.4	24%	\$72.3	26%	\$83.7	29%	\$6.9	10.6%
	Tuition Waivers	\$6.3	2%	\$6.1	2%	\$6.3	2%	\$5.8	2%	\$6.5	2%	\$0.1	1.4%
	SEOG Matching	\$1.1	0%	\$1.1	0%	\$1.2	0%	\$1.2	0%	\$1.3	0%	\$0.0	3.9%
	Work Study Matching	\$1.3	0%	\$1.4	0%	\$1.4	0%	\$1.3	0%	\$1.2	0%	(\$0.0)	-1.6%
	University Loans	\$0.2	0%	\$0.2	0%	\$0.2	0%	\$0.2	0%	\$0.1	0%	(\$0.0)	-6.7%
	Subtotal	\$65.0	22%	\$70.7	25%	\$77.5	27%	\$81.0	29%	\$93.1	32%	\$7.0	9.5%
State	Maine State Grant	\$6.0	2%	\$7.1	2%	\$9.4	3%	\$9.6	3%	\$7.5	3%	\$0.4	7.7%
	Racino Scholarship	\$1.8	1%	\$1.4	0%	\$1.3	0%	\$1.2	0%	\$1.6	1%	(\$0.1)	-1.1%
	Educators for Maine	\$0.2	0%	\$0.2	0%	\$0.1	0%	\$0.1	0%	\$0.2	0%	(\$0.0)	-1.3%
	License Plate	\$0.1	0%	\$0.2	0%	\$0.1	0%	\$0.2	0%	\$0.2	0%	\$0.0	4.1%
	Other Assistance	\$0.4	0%	\$0.6	0%	\$0.6	0%	\$0.6	0%	\$0.6	0%	\$0.1	13.1%
	Subtotal	\$8.6	3%	\$9.5	3%	\$11.5	4%	\$11.7	4%	\$10.0	3%	\$0.4	4.9%
Private Scholarships	\$10.9	4%	\$10.8	4%	\$11.0	4%	\$12.1	4%	\$11.1	4%	\$0.0	0.5%	
Total	\$289.5	100%	\$287.0	100%	\$285.5	100%	\$283.4	100%	\$289.7	100%	\$0.0	0.0%	

2017-18 Financial Aid Report – The University of Maine System

Detailed Financial Aid by University

Financial Aid by University (\$ in Millions)

	2013-14		2014-15		2015-16		2016-17		2017-18		Avg Chg	Avg Chg
	\$	%	\$	%	\$	%	\$	%	\$	%	\$	%
UM	\$122.9	42%	\$127.8	45%	\$131.0	46%	\$133.2	47%	\$142.2	49%	\$4.8	3.7%
UMA	\$40.3	14%	\$38.2	13%	\$36.4	13%	\$31.4	11%	\$28.2	10%	(\$3.0)	-8.4%
UMF	\$22.9	8%	\$22.3	8%	\$22.3	8%	\$22.4	8%	\$22.6	8%	(\$0.1)	-0.4%
UMFK	\$7.9	3%	\$7.9	3%	\$8.0	3%	\$8.1	3%	\$8.2	3%	\$0.1	0.7%
UMM	\$7.1	2%	\$6.7	2%	\$6.3	2%	\$6.4	2%	\$5.9	2%	(\$0.3)	-4.3%
UMPI	\$8.9	3%	\$8.1	3%	\$8.3	3%	\$7.8	3%	\$7.7	3%	(\$0.3)	-3.3%
USM	\$79.6	27%	\$75.9	26%	\$73.3	26%	\$74.1	26%	\$74.9	26%	(\$1.2)	-1.5%
Total	\$289.5	100%	\$287.0	100%	\$285.5	100%	\$283.4	100%	\$289.7	100%	\$0.0	0.0%

Unduplicated Student Aid Recipients and Average Aid per Recipient

	2013-14		2014-15		2015-16		2016-17		2017-18	
	# Recipients	Average Aid	# Recipients	Average Aid	# Recipients	Average Aid	# Recipients	Average Aid	# Recipients	Average Aid
UM	9,385	\$13,092	9,473	\$13,488	9,425	\$13,899	9,673	\$13,775	10,063	\$14,129
UMA	4,525	\$8,900	4,314	\$8,864	4,219	\$8,616	3,875	\$8,091	3,694	\$7,643
UMF	1,872	\$12,238	1,771	\$12,605	1,827	\$12,187	1,806	\$12,396	1,823	\$12,373
UMFK	975	\$8,148	917	\$8,662	908	\$8,848	916	\$8,896	884	\$9,257
UMM	745	\$9,528	738	\$9,122	703	\$8,902	701	\$9,174	682	\$8,692
UMPI	1,076	\$8,228	1,019	\$7,903	1,164	\$7,114	849	\$9,142	812	\$9,485
USM	6,511	\$12,224	6,178	\$12,291	5,862	\$12,501	6,026	\$12,297	5,990	\$12,501
Total	25,089	\$11,540	24,410	\$11,758	24,108	\$11,842	23,846	\$11,886	23,948	\$12,096

Note: Unduplicated totals above are unduplicated by campus and not the entire University System. Students receiving financial aid at more than one campus may count for each campus where they receive aid.

2017-18 Financial Aid Report – The University of Maine System

Detailed Tuition Waivers by University

Amount of Unrestricted E&G Tuition Waivers

	2013-14	2014-15	2015-16	2016-17	2017-18
Fire Fighters/Law Enforcement	\$6,975	\$7,812	\$15,810	\$15,066	\$12,870
Foster Care	\$294,659	\$356,786	\$355,476	\$355,585	\$358,722
High School	\$538,825	\$490,654	\$792,168	\$571,743	\$779,366
Native American	\$3,586,795	\$3,381,535	\$3,237,156	\$3,009,742	\$3,178,257
Senior Citizens	\$306,147	\$328,058	\$369,444	\$366,900	\$423,009
Veterans*	\$78,991	-	-	-	-
Veteran's Dependent	\$1,441,708	\$1,490,596	\$1,484,852	\$1,498,382	\$1,789,076
Total	\$6,254,099	\$6,055,441	\$6,254,906	\$5,817,418	\$6,541,300

Amount of Unrestricted E & G Tuition Waivers by University, 2017-18

	UM	UMA	UMF	UMFK	UMM	UMPI	USM	Total
Fire Fighters/Law Enforcement	\$12,870	-	-	-	-	-	-	\$12,870
Foster Care	\$147,576	\$22,344	\$71,740	\$24,192	\$16,416	\$27,132	\$49,322	\$358,722
High School	\$203,771	\$301,908	\$58,940	-	\$71,760	-	\$142,987	\$779,366
Native American	\$1,523,702	\$470,368	\$128,922	\$38,312	\$112,338	\$128,665	\$775,952	\$3,178,257
Senior Citizens	\$147,533	\$96,281	\$21,228	\$2,672	\$14,198	\$19,643	\$121,455	\$423,009
Veteran's Dependent	\$765,624	\$297,165	\$164,519	\$73,541	\$58,821	\$28,085	\$401,321	\$1,789,076
Total	\$2,801,076	\$1,188,067	\$445,349	\$138,716	\$273,533	\$203,525	\$1,491,035	\$6,541,300

Count of Unrestricted E & G Tuition Waiver Recipients by University, 2017-18

	UM	UMA	UMF	UMFK	UMM	UMPI	USM	Total
Fire Fighters/Law Enforcement	2	-	-	-	-	-	-	2
Foster Care	19	6	10	6	3	4	9	57
High School	298	445	59	-	148	-	209	1,159
Native American	179	111	17	8	30	33	97	475
Senior Citizens	80	63	11	3	13	11	66	247
Veteran's Dependent	75	52	22	14	10	8	49	230
Total	653	677	119	31	204	56	430	2,170

Native American Room & Board Scholarships, 2017-18

	UM	UMA	UMF	UMFK	UMM	UMPI	USM	Total
Room & Board Scholarship	\$177,640	-	\$19,594	-	\$4,269	\$13,567	\$60,974	\$276,044
# of Recipients	41	-	7	-	3	5	15	71

* The decrease in Veteran's Waiver aid is due to a change in policy that charges the in-state tuition rate to all current and former members of the U.S. Armed Forces starting in aid year 2014-15.

Note: In addition to the Native American Waiver Program, universities also provide room and board for eligible Native American students who live on campus.

2017-18 Financial Aid Report – The University of Maine System

Student Loans by University

Subsidized and Unsubsidized Loans* by University (\$ in millions)

* Excludes PLUS Loans

	2013-14		2014-15		2015-16		2016-17		2017-18	
	# of loans	\$	# of loans	\$	# of loans	\$	# of loans	\$	# of loans	\$
UM	12,525	\$44.7	11,195	\$44.4	10,763	\$42.7	10,465	\$41.6	10,279	\$41.3
UMA	7,372	\$23.6	5,694	\$21.8	5,083	\$19.7	4,585	\$16.7	3,753	\$13.6
UMF	3,080	\$10.6	2,769	\$9.6	2,546	\$8.8	2,455	\$8.6	2,445	\$8.4
UMFK	1,003	\$3.7	969	\$3.7	991	\$3.9	1,044	\$4.0	992	\$4.0
UMM	780	\$2.7	697	\$2.4	619	\$2.2	585	\$2.0	512	\$1.7
UMPI	1,184	\$3.6	1,033	\$3.0	968	\$2.7	889	\$2.5	900	\$2.6
USM	9,240	\$42.1	8,494	\$39.0	7,346	\$33.9	7,042	\$32.5	6,723	\$31.4
Total	35,184	\$131.0	30,851	\$124.1	28,316	\$113.8	27,065	\$107.8	25,604	\$103.1

Notes:

1. A student may receive both a subsidized and unsubsidized loan; therefore, the total number of loans does not represent an unduplicated recipient count.
2. Prior to 2013-14, subsidized and unsubsidized loan amounts were measured using fiscal year (July 1 through June 30). As of 2013-14, all amounts reflect the aid year of the respective campus.

Glossary of Student Aid Programs

Federal

Pell Grant - The Pell Grant is the basic program of federal grant assistance to undergraduate students of exceptional financial need. The Federal government administers the program. Grant amounts vary according to institutional costs, number of credits taken, and individual eligibility determinations. This is an "entitlement" program (funding is guaranteed to eligible students).

Supplemental Educational Opportunity Grants (SEOG) - SEOG is a program of grant assistance for undergraduate students of financial need. The institution administers the program. Federal funding is dependent upon an institutional application to the Department of Education. The current institutional match is 25%.

Federal Work Study (FWS) - FWS is a program to provide part-time employment to full-time and part-time undergraduate, graduate, and professional students with financial need. Jobs may be on-campus or with off-campus public or private not-for-profit agencies. This program promotes community service work and employment related to the student's field of study. The institution administers the program. The minimum match is currently 25%. Federal funding is dependent upon an institutional application to the Department of Education.

Perkins Loan - The Perkins Loan Program is a low-interest federal loan program for undergraduate or graduate students with exceptional financial need. Both interest and principal repayments are deferred during time of attendance (assuming at least half-time status while enrolled). Repayment begins nine months after graduation or last attendance. The institution administers the program. Note: the authority for schools to make new Perkins Loans ended September 30, 2017. Final disbursements were permitted through June 30, 2018. Students can no longer receive Perkins Loans.

Nursing Student Loan - The Nursing Student Loan Program is similar to the Perkins Loan Program except that only nursing students are eligible borrowers. The institution administers the program.

Direct Student Loan - The Higher Education Amendments of 1992 initially authorized this program. The program is the same as the FFEL Program, except the source of capital comes from the Federal Government instead of financial institutions. The primary objective of the Direct Loan program is simplification, reduced costs, and improved repayment of the loans by having a coordinated effort between students, institutions, and the U.S. Department of Education. Institutions apply to the federal government in order to participate in the program. **NOTE:** Because of the Health Care and Education Reconciliation Act of 2010, after June 30, 2010, no new loans will be made under the FFEL Program. Therefore, beginning July 1, 2010, all new Stafford, PLUS, and Consolidation Loans made to borrowers can only be made under the William D. Ford Federal Direct Loan (Direct Loan) Program.

Glossary of Student Aid Programs - Continued

Institutional

Institutional Scholarships - All scholarships funded from unrestricted revenues (excluding North American Indian Scholarships) are used to provide aid to students in need of financial assistance or in recognition of talent and/or academic excellence.

Native American Room and Board Grant – This grant is a need based award for qualified native students living in a residence hall of the campus where they are matriculating.

Restricted Scholarships - These scholarships are restricted by the donor and can be need-based or non-need-based. They are funded from income earned by the University endowment fund or other restricted sources and do not represent an expense to the E & G budget.

Loan Program - The University maintains a number of loan programs which include funds established by individual contributors, as well as the Perkins Loan Program. Loans are made to students based on the restrictions established by the source of capital for the program. The loan programs are a continuing source of aid to students based on a revolving fund basis (e.g., as funds are repaid by students, new loans are made).

Exchange Programs – Various exchange programs exist at the institutions.

Faculty Children Tuition Program -- The University has had a Board-approved reciprocal agreement with certain New England universities since 1964, which permits acceptance of eligible students at in-state rates. Children of UM faculty are eligible to apply for in-state admission to URI and UCONN.

Graduate Assistant Tuition Program -- In recognition of the desirability of attracting outstanding graduate students (in-state and out-of-state) to the University of Maine System, the System has a graduate assistant tuition assistance program whereby selected graduate students are provided free tuition.

NOTE: The following are considered as part of an employee’s “benefit” package and, therefore, are not included in this financial aid report but it should be noted that tuition is waived for employees and their dependents as follows:

Employee Tuition Benefit -- The Board of Trustees encourages employee participation in educational programs by authorizing a waiver of tuition charges. Generally, employees may be eligible to take up to two (2) courses per semester not to exceed four (4) credit hours per course. Such courses shall be contingent on the availability of space. Also, each university shall designate those non-credit courses to which waivers will not apply. Permission from the employee's supervisor is required for any course scheduled during normal working hours; such absences must be made up.

Glossary of Student Aid Programs - Continued

Dependent Tuition Benefit -- The spouse, domestic partner or dependent children of full-time regular University employees are eligible for a waiver of one-half tuition, provided that the spouse, domestic partner or child is attending a university of the University of Maine System as a full-time student or as a part-time student who is matriculated. The spouse, domestic partner or dependent children of part-time regular employees and eligible part-time faculty are eligible for a waiver of one-fourth tuition, provided that the spouse, domestic partner or child is attending a campus of the University of Maine System as a full-time student or as a part-time student who is matriculated.

Tuition Waivers - Waivers generally are of an entitlement nature for students that meet specific eligibility requirements. Four waiver programs are controlled by State of Maine Law: Veteran's Dependent, Tuition Waiver for Children of Firefighters and Law Enforcement Officers Killed in the Line of Duty, Tuition Waiver for Persons in Foster Care and High School Aspirations Incentive Program. The UMS Board of Trustees controls the following waivers:

- Native American Waiver
- Senior Citizens Waiver
- UMS High School Waiver
- USS Maine Commemorative Waiver

Tuition Waiver descriptions may be found at: <http://www.maine.edu/admissions-aid/scholarships/tuition-waivers/>

State

State of Maine Grant - The State of Maine Grant Programs are designed to promote an educational opportunity for Maine students attending postsecondary institutions. The program is administered by the Maine Education Assistance Division under the Finance Authority of Maine (FAME). Determination of awards to students is based on rules and regulations established by the State that have been adapted to include applicable Federal guidelines.

Educators for Maine Program – Formerly known as the Teachers for Maine Program and the Blaine House Scholars Program, the Educators for Maine Program is designed to provide low interest loans to Maine students who intend to teach in Maine. These loans may be forgiven by teaching in a Maine public elementary or secondary school upon graduation. If the loan recipient does not meet the service requirements, however, the loan must be repaid with interest. The program is administered by the Education Division of the Finance Authority of Maine (FAME).

Racino Scholarship – Two to four percent of the net slot machine income will be credited to the UMS scholarship fund which will be used for Maine residents who demonstrate financial need.